



MEF
CONTRACT



WHO WE ARE

Since 2003, founders Charles Kay and Vanessa Stettler have focused on creating quality furniture brands with a modern and functional appeal. For nearly two decades and with a constantly growing team, MEF Contract reflects a culmination of our group’s capabilities using a myriad of materials to produce diverse categories of furniture, lighting and accessories for hospitality and contract projects.

With a comprehensive collection and global reach through our offices and warehousing in Canada, the United States and China, we are your partner from concept to completion. Having delivered to customers in 20 countries and counting, our custom manufacturing capabilities and quality management practices give us the ability to fulfill your design needs. Whether they are corporate, hospitality or contract, we are small enough to be flexible and big enough to deliver.

Our looks range from modern to contemporary, making it easy for our products to be used in restaurants, hotels and offices. All furniture is contract grade and available in a wide variety of ready-to-order colors and materials including in house digitally printed fabrics. All upholstery can be produced in COM (Customer’s Own Material) and the majority in COL (Customer’s Own Leather).

The MEF Contract design team is eager to assist your project’s needs in 6 languages with design capabilities to generate layouts including photo realistic 3D renderings.




CONTENTS

6 SEATING	
6	LOUNGE SEATING
19	SOFAS
24	BENCHES & OTTOMANS
28	DINING CHAIRS
41	STOOLS
44 TABLES	
44	DINING TABLES
53	COFFEE, CRUISER & SIDE TABLES
64 HOSPITALITY	
64	WARDROBE & SHELVES
74	BEDS
78 LIGHTING	
78	PENDANT LIGHTS
84	TABLE LAMPS
90	FLOOR LAMPS
94 DECOR & ACCESSORIES	
94	ACCESSORIES
96	WALL ART & MIRROR
102	VASES & CONTAINERS
106 OUTDOOR & BOXWOOD	
106	OUTDOOR SEATING
118	BOXWOOD
120 SWATCHES & MATERIALS	

WHAT WE DO

MEF Contract's product offering is designed to meet the needs of the industry. The scope of our collection and sourcing capabilities allow us to be your single source supplier, saving headaches, valuable time and budget.

With an integrated supply chain and MEF Contract staffed China office and warehouse, we are able to consolidate and ship containers directly to the project site in order to meet deadlines. We eliminate the uncertainty in working overseas due to long-lasting exclusive partnerships with factories and strong logistics providers built over many years. Take confidence in our competitive advantages of flexibility and reliability.



WHAT WE PRODUCE

Our collection of furniture, lighting and décor is made to work in any space. We provide dining, task and lounge chairs, soft seating, outdoor furniture, boxwood, lighting, flexible conference and dining tables, bars, decorative shelving, and accessories. MEF Contract is open to customization should you wish to change a fabrication, color or material; minimum order quantities may apply.

Our Canadian facilities incorporate a fully equipped digital print department where our capabilities range from; fabric printing for coordinating linens, cushions and curtains, to carpet printing and all types of wide format printing to brand your project.



OUR CLIENTS INCLUDE

Marriott Sheraton Hilton W Hotels Caesars Entertainment
Four Seasons Ritz Carleton Doubletree Sofitel MGM Hotels & Resorts
Intercontinental

Porsche Audi Mercedes Benz BMW Ferrari
Chrysler General Motors Jeep
Emirates Qatar Airways Air Canada Bombardier
TAG Aviation DAC Aviation

CORT Breather Saint-Laurent Giorgio Armani
Michael Kors Aldo Saint-Laurent KPMG
Frank & Oak Ristorante Bice McDonald's Moet Chandon



OUR QUALITY PROMISE

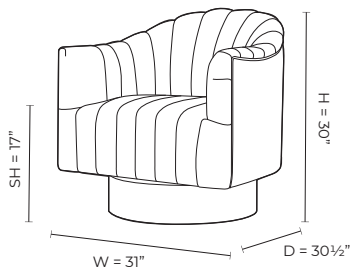
Our close-knit team of industry professionals vow to provide you with personalized attention, consulting you along the way to ensure the best solutions are proposed. MEF Contract products are made with the highest quality materials and manufacturing methods in order to meet hospitality and contract standards. Safety and durability are always at the forefront of our mission and as such we are committed to providing our hospitality partners with quality products that withstand the test of time. We guarantee and stand behind our work with servicing and replacement parts available if necessary.

Please find our warranty information on our website www.mefcontract.com





SEATING



REGINALD

Plush channel stitching on an arced back and a brushed stainless-steel base combine for a fresh modern twist on the classic tub chair.



MEFC-100
TECHNICAL
SPECIFICATIONS

- o Re-enforced seams with piping on the outer edge
- o Base available in brushed stainless-steel or electroplated brushed gold
- o Swivel available by special order — minimums apply
- o Base is made from E1 Standard plywood
- o Kiln-dried hardwood frame
- o High density foam used for seat, arms and back

AVAILABLE
FINISHES

STAINLESS
STEEL

ANILINE
LEATHER

DANISH
WOOL

FAUX
LEATHER

PRINTED
VELVET

SLUB LINEN

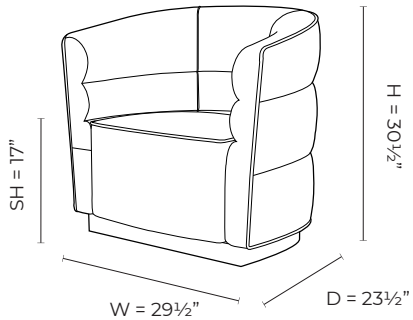
UNCUT
CHENILLE

VELVET



HARVARD

Sleek and streamlined with a forward-curving silhouette and waterfall seat cushion, this chair provides comfort and grace on a low brushed stainless-steel base.



- MEFC-101
TECHNICAL SPECIFICATIONS
- o Re-enforced seams with piping
 - o Base available in brushed stainless-steel or electroplated brushed gold
 - o Base is made from E1 Standard plywood
 - o Kiln-dried hardwood frame
 - o High density foam used for seat, arms and back

AVAILABLE FINISHES

STAINLESS STEEL

ANILINE LEATHER

DANISH WOOL

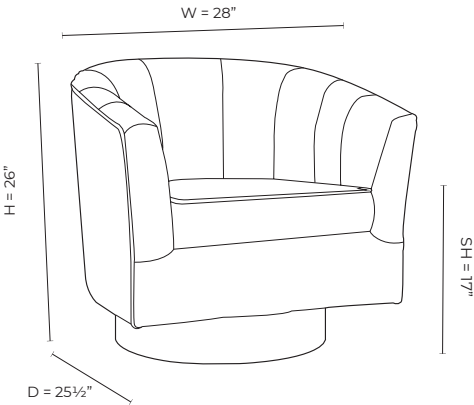
FAUX LEATHER

PRINTED VELVET

SLUB LINEN

UNCUT CHENILLE

VELVET



CASSIDY

A classic swivel tub chair on a brushed stainless-steel base, it is ideal as a visitor, lobby or waiting room chair.



- MEFC-102
TECHNICAL SPECIFICATIONS
- o Re-enforced seams with piping
 - o Base available in brushed stainless-steel or electroplated brushed gold
 - o Swivel base with ball-bearings for smooth rotation
 - o Kiln-dried hardwood frame
 - o High density foam used for seat, arms and back

AVAILABLE FINISHES

STAINLESS STEEL

ANILINE LEATHER

DANISH WOOL

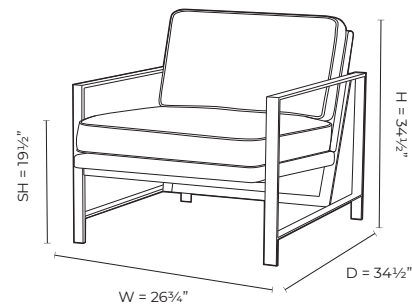
FAUX LEATHER

PRINTED VELVET

SLUB LINEN

UNCUT CHENILLE

VELVET



MILO

Inspired by 70's glamour, the Milo was designed with clean, minimal architectural lines. The plush cushions and deep seat are inviting and luxurious.



MEFC-103 TECHNICAL SPECIFICATIONS

- o Frame available in polished stainless steel or electroplated polished gold or polished rose gold
- o Back and seat frame are enveloped in matching fabric
- o High density foam wrapped with polyfiber used for seat and back cushions
- o Rubber feet to prevent slipping or scratching

AVAILABLE
FINISHES

STAINLESS
STEEL

ANILINE
LEATHER

DANISH
WOOL

FAUX
LEATHER

PRINTED
VELVET

SLUB LINEN

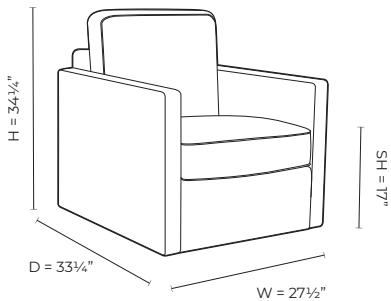
UNCUT
CHENILLE

VELVET



CLUB SWIVEL

The square profile of this swivel chair is balanced by the deep seat and enveloping comfort of well-padded cushions, ideal for use in corporate settings.



MEFC-104 TECHNICAL SPECIFICATIONS

- o Re-enforced seams with piping
- o Hidden swivel base
- o Removable seat and back cushion
- o Kiln-dried hardwood frame
- o Webbing reinforced structure
- o Polyfiber wrapped high-density foam upholstery

Matching ottoman available by special order.



AVAILABLE
FINISHES

SOLID
WOOD

ANILINE
LEATHER

DANISH
WOOL

FAUX
LEATHER

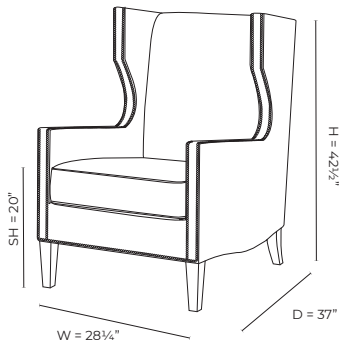
JACQUARD
PATTERNS

PRINTED
VELVET

SLUB LINEN

UNCUT
CHENILLE

VELVET



BILTMORE

Smooth and streamlined, this unfussy armchair has angled wings, making the chair a modern interpretation of a classic.

Matching ottoman available by special order.

MEFC-105 TECHNICAL SPECIFICATIONS

- o Re-enforced seams with piping
- o Nail-head detail on front seams
- o Solid wood legs
- o Kiln-dried hardwood frame
- o Webbing reinforced structure
- o Polyfiber wrapped high-density foam upholstery



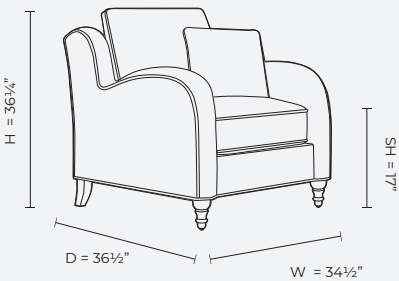
- AVAILABLE FINISHES
- SOLID WOOD
- ANILINE LEATHER
- DANISH WOOL
- FAUX LEATHER
- JACQUARD PATTERNS
- PRINTED VELVET
- SLUB LINEN
- UNCUT CHENILLE
- VELVET



ESTATE

The arching arms of this low-back armchair give it a flared art deco profile with delicate turned wood feet and a comfortable wide seat.

Matching ottoman available by special order.



MEFC-106 TECHNICAL SPECIFICATIONS

- o Re-enforced seams with piping
- o Solid wood turned legs
- o Extra throw cushion
- o Kiln-dried hardwood frame
- o Webbing reinforced structure
- o Polyfiber wrapped high-density foam upholstery

- AVAILABLE FINISHES
- SOLID WOOD
- ANILINE LEATHER
- DANISH WOOL
- FAUX LEATHER
- JACQUARD PATTERNS
- PRINTED VELVET
- SLUB LINEN
- UNCUT CHENILLE
- VELVET



CARMICHAEL

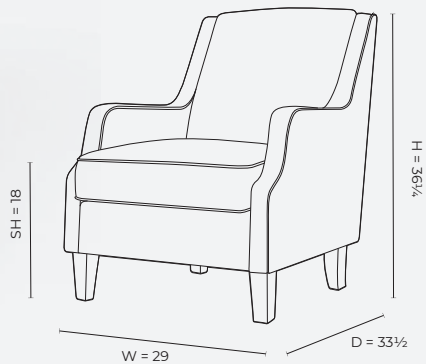
Understated yet classic, this armchair has a subtle elegance with gently curving arms and a firm supportive back.

Matching ottoman available by special order.



MEFC-107 TECHNICAL SPECIFICATIONS

- o Re-enforced seams with piping
- o Solid wood legs
- o Kiln-dried hardwood frame
- o Webbing reinforced structure
- o Polyfiber wrapped high-density foam upholstery



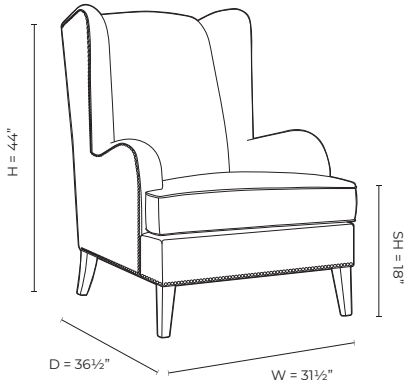
AVAILABLE FINISHES

SOLID WOOD	ANILINE LEATHER	DANISH WOOL	FAUX LEATHER	JACQUARD PATTERNS	PRINTED VELVET	SLUB LINEN	UNCUT CHENILLE	VELVET
------------	-----------------	-------------	--------------	-------------------	----------------	------------	----------------	--------



MEFC-108 TECHNICAL SPECIFICATIONS

- o Re-enforced seams with piping
- o Nail-head detail on front and side seams
- o Solid wood legs
- o Kiln-dried hardwood frame
- o Webbing reinforced structure
- o Polyfiber wrapped high-density foam upholstery
- o Extra high back for extra support and privacy



HEARST

With nail-heads and gently rounded edges, this wingback is the perfect balance between formal and relaxed.

Matching ottoman available by special order.

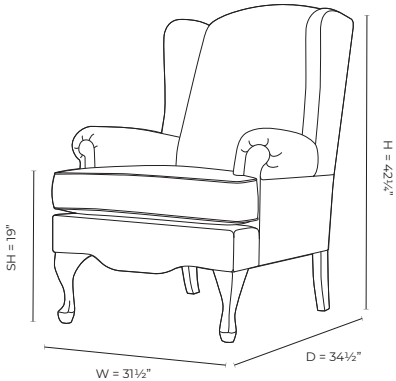
AVAILABLE FINISHES

SOLID WOOD	ANILINE LEATHER	DANISH WOOL	FAUX LEATHER	JACQUARD PATTERNS	PRINTED VELVET	SLUB LINEN	UNCUT CHENILLE	VELVET
------------	-----------------	-------------	--------------	-------------------	----------------	------------	----------------	--------



MEFC-109
TECHNICAL
SPECIFICATIONS

- o Re-enforced seams with piping
- o Extra padding on scroll arms
- o Solid carved wood legs with claw foot detail
- o Kiln-dried hardwood frame
- o Webbing reinforced structure
- o Polyfiber wrapped high-density foam upholstery
- o Extra high back for extra support



CHADWICK

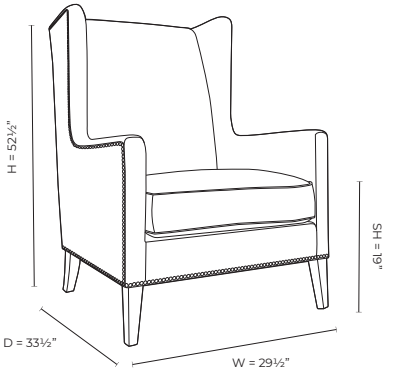
Inspired by vintage libraries, this wingback has a traditional high back, padded scroll arms and carved wood claw foot legs.

Matching ottoman available by special order.



AVAILABLE
FINISHES

- SOLID WOOD ANILINE LEATHER DANISH WOOL FAUX LEATHER JACQUARD PATTERNS PRINTED VELVET SLUB LINEN UNCUT CHENILLE VELVET



CARNEGIE

Classically constructed with metal nail-heads, this wingback chair has a simple, angular silhouette for comfort and privacy.

Matching ottoman available by special order.

MEFC-110
TECHNICAL SPECIFICATIONS

- o Re-enforced seams with piping
- o Solid wood legs
- o Kiln-dried hardwood frame
- o Webbing reinforced structure
- o Polyfiber wrapped high-density foam upholstery
- o Extra high back for extra support and privacy

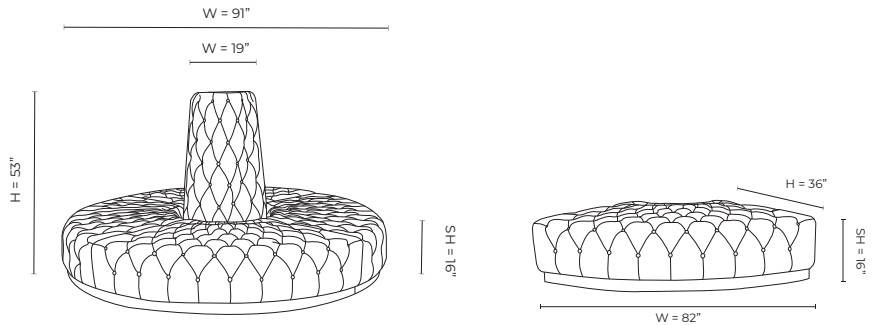


AVAILABLE
FINISHES

- SOLID WOOD ANILINE LEATHER DANISH WOOL FAUX LEATHER JACQUARD PATTERNS PRINTED VELVET SLUB LINEN UNCUT CHENILLE VELVET



LOUNGE SEATING



MEFC-111
TECHNICAL
SPECIFICATIONS

- o Individually cut and sewn panels to ensure extra deep hand-tufting
- o Fabric covered buttons
- o Kiln-dried hardwood frame
- o Base available in brushed stainless-steel or electroplated brushed gold
- o Webbing reinforced structure
- o Poly fiber wrapped high-density foam upholstery

BORNE +
BALDWIN

Composed of 5 pieces, this deeply tufted Borne will regally command attention in any lobby, waiting or breakout room. The seats can also be used separately from the center cone to create a twisting bench.



Four Baldwins combined with a cone to make a Borne

AVAILABLE
FINISHES

STAINLESS
STEEL

ANILINE
LEATHER

DANISH
WOOL

FAUX
LEATHER

SLUB LINEN

UNCUT
CHENILLE

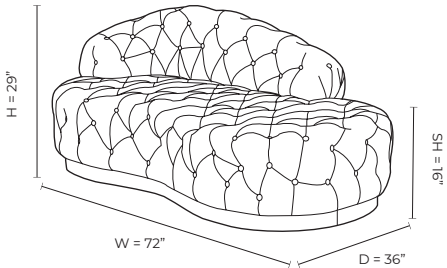
VELVET

SOFAS



CLOUD

A sensual and opulent take on a gentleman's club classic, this sofa features a curved seat and a low arched back.



MEFC-112
TECHNICAL
SPECIFICATIONS

- o Individually cut and sewn panels to ensure extra deep hand-tufting
- o Fabric covered buttons
- o Kiln-dried hardwood frame
- o Base available in brushed stainless-steel or electroplated brushed gold
- o Webbing reinforced structure
- o Poly fiber wrapped high-density foam upholstery

AVAILABLE
FINISHES

STAINLESS
STEEL

ANILINE
LEATHER

DANISH
WOOL

FAUX
LEATHER

SLUB LINEN

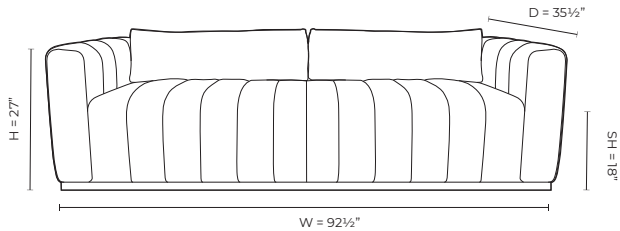
UNCUT
CHENILLE

VELVET



CHELSEA

Structured and elegant with channel stitching, this sofa is clean and dignified with a deep seat promises comfort. Great for use in hotel lobbies, executive offices or waiting rooms.

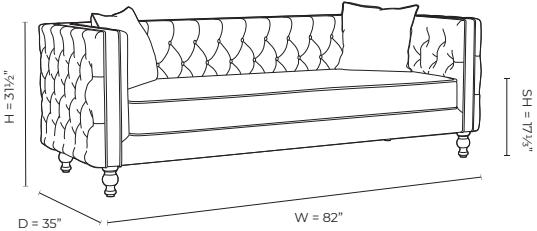


MEFC-113
TECHNICAL
SPECIFICATIONS

- o Deep channel stitching
- o Kiln-dried hardwood frame
- o Base available in brushed stainless-steel or electroplated brushed gold
- o Webbing reinforced structure
- o Polyfiber wrapped high-density foam upholstery
- o Removable back cushions

AVAILABLE FINISHES

STAINLESS STEEL	ANILINE LEATHER	DANISH WOOL	FAUX LEATHER	PRINTED VELVET	SLUB LINEN	UNCUT CHENILLE	VELVET
-----------------	-----------------	-------------	--------------	----------------	------------	----------------	--------



MEFC-114
TECHNICAL
SPECIFICATIONS

- o Re-enforced seams with piping
- o Deep hand-tufting with fabric covered buttons
- o Kiln-dried hardwood frame
- o Webbing reinforced structure
- o Polyfiber wrapped high-density foam upholstery
- o Hand-turned solid wood feet



TOMPKINS

Graceful and refined, our deeply tufted tuxedo sofa combines both luxury and comfort and is accented by two throw cushions for extra comfort.

AVAILABLE FINISHES

SOLID WOOD	ANILINE LEATHER	DANISH WOOL	FAUX LEATHER	PRINTED VELVET	SLUB LINEN	UNCUT CHENILLE	VELVET
------------	-----------------	-------------	--------------	----------------	------------	----------------	--------



TECHNICAL SPECIFICATIONS

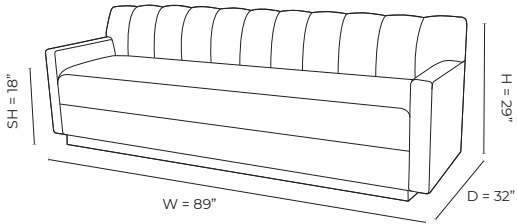
- o Deep channel stitching
- o Base available in brushed stainless-steel or electroplated brushed gold
- o Kiln-dried hardwood frame
- o Webbing reinforced structure
- o Polyfiber wrapped high-density foam upholstery
- o Available in custom sizes

PRESTON BANQUETTE COLLECTION

This collection of fashionable modular banquette seating is versatile enough to fit in any space or can be modified to your specifications for restaurant or lobby seating.



PRESTON SOFA
MEFC-115



AVAILABLE FINISHES

- STAINLESS STEEL ANILINE LEATHER DANISH WOOL FAUX LEATHER PRINTED VELVET SLUB LINEN UNCUT CHENILLE VELVET

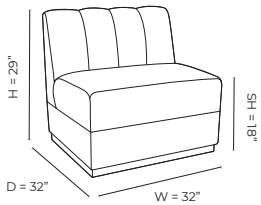
PRESTON DOUBLE



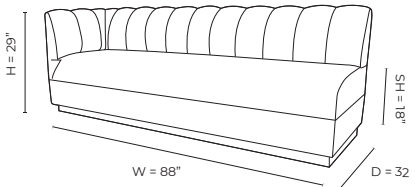
PRESTON SINGLE



PRESTON CHAISE

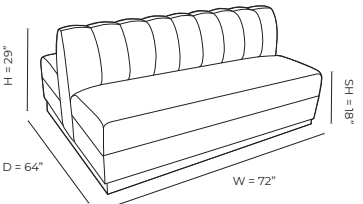


SINGLE
MEFC-116



CHAISE
MEFC-117

ARM AVAILABLE ON LEFT OR RIGHT SIDE


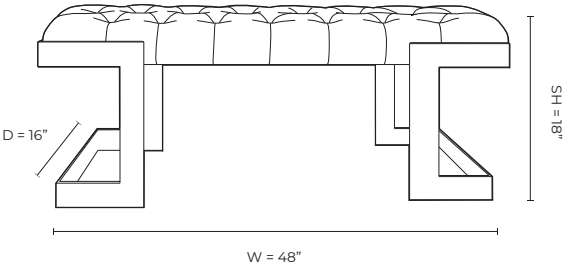


DOUBLE BANQUETTE
MEFC-118



VESTIBULE

Inspired by cool 1970's modernism, and calling to mind classic Greek key influences, this bench is perfect against a wall in an entry, at the foot of a bed or as additional seating at a table.



MEFC-119 TECHNICAL SPECIFICATIONS

- o Available in polished stainless-steel or electroplated polished gold or rose gold
- o Solid 3/8" / 9mm x 3/16" / 5mm thick stainless steel panel hand-welded construction
- o Deep hand-tufting in a diamond pattern with covered buttons
- o High density foam with fiber-fill
- o Seat height is 18" / 45cm suitable for a dining bench
- o Small inset anti-scratch feet

AVAILABLE FINISHES

STAINLESS
STEEL

ANILINE
LEATHER

DANISH
WOOL

FAUX
LEATHER

SLUB LINEN

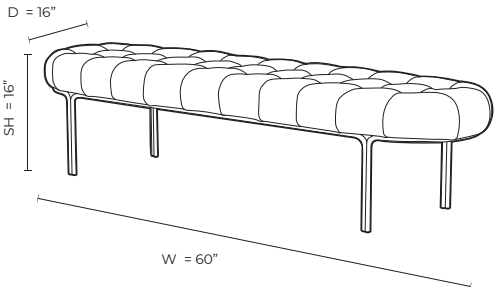
UNCUT
CHENILLE

VELVET



BOUDOIR

Long, sleek and slender with generous tufting and a minimal tubular frame, this bench is a mix of elegance and glamour.



MEFC-120 TECHNICAL SPECIFICATIONS

- o Available in brushed stainless-steel or electroplated brushed gold
- o High density foam with fiber-fill
- o Deep hand-tufting with a double row of fabric covered buttons
- o Seat height is 16" / 40cm suitable for lounge seating

AVAILABLE FINISHES

STAINLESS
STEEL

ANILINE
LEATHER

DANISH
WOOL

FAUX
LEATHER

SLUB LINEN

UNCUT
CHENILLE

VELVET



MINI FITS INSIDE BIGGY
FOR EASY STORAGE



COVERS ARE
INTERCHANGEABLE
IN SECONDS WITH
ADDITIONAL COLORS
(VELVET ONLY)

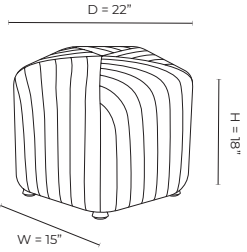
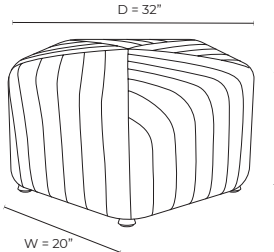


MINI & BIGGY

Channel-stitched in a rotating pattern, this pair of ottomans is shaped as a pentagon, stack into each other for easy storage, and are fantastic to scatter around a lounge or hotel lobby.

MEFC-121
TECHNICAL
SPECIFICATIONS

- o Adjustable feet available in stainless-steel only
- o Kiln-dried hardwood frame
- o High density foam



AVAILABLE
FINISHES

ANILINE
LEATHER

DANISH
WOOL

FAUX
LEATHER

PRINTED
VELVET

SLUB LINEN

UNCUT
CHENILLE

VELVET



COLUMBIA

Hand-tufted with matching buttons, this ottoman has a simple yet classic profile reminiscent of old world luxury.

MEFC-122
TECHNICAL SPECIFICATIONS

- o Kiln-dried hardwood frame
- o High density foam
- o Extra deep tufting with fabric covered buttons

AVAILABLE
FINISHES

ANILINE
LEATHER

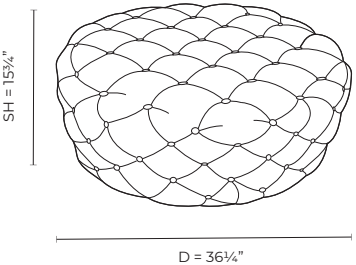
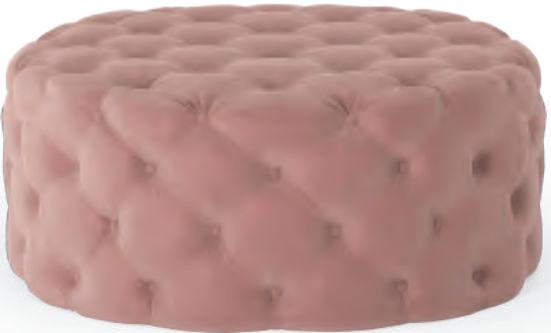
DANISH
WOOL

FAUX
LEATHER

SLUB LINEN

UNCUT
CHENILLE

VELVET



SLUB LINEN

UNCUT
CHENILLE

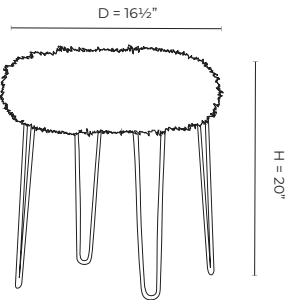
VELVET

HAIRPIN

A perfect perch with bent rod legs and a fluffy sheepskin seat, this little stool is lovely in an entrance or at a make-up table.

MEFC-123
TECHNICAL
SPECIFICATIONS

- o Legs available in polished stainless-steel or electroplated polished gold or rose gold
- o Sheepskin upholstery
- o High density foam
- o Solid stainless-steel tubular legs



AVAILABLE
FINISHES

STAINLESS
STEEL

SHEEPSKIN

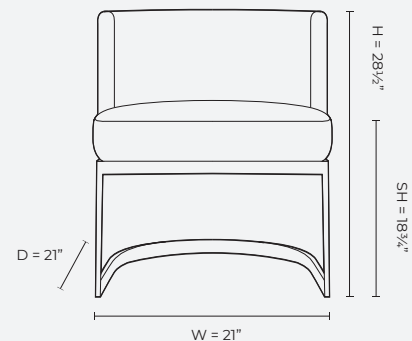


ANNETTE

Contemporary elegance in a cantilevered frame adds an element of style to the classic tub dining chair.

MEFC-124 TECHNICAL SPECIFICATIONS

- o Re-enforced seams for durability
- o Base available in polished stainless-steel or electroplated polished gold or rose gold
- o Kiln-dried hardwood frame
- o High density foam used for seat, arms and back



AVAILABLE
FINISHES

STAINLESS
STEEL

ANILINE
LEATHER

DANISH
WOOL

FAUX
LEATHER

PRINTED
VELVET

SLUB LINEN

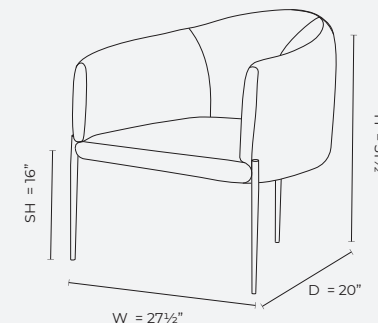
VELVET

UNCUT
CHENILLE



GREENWICH

Sleek with forward-curving arms and waterfall edge, the seat balances gracefully on slender tapered legs.



MEFC-125 TECHNICAL SPECIFICATIONS

- o Re-enforced seams with piping
- o Base available in polished stainless-steel or electroplated polished gold or rose gold
- o Kiln-dried hardwood frame
- o High density foam used for seat, arms and back
- o Legs welded as part of metal frame for extra stability and support

AVAILABLE
FINISHES

STAINLESS
STEEL

ANILINE
LEATHER

DANISH
WOOL

FAUX
LEATHER

PRINTED
VELVET

SLUB LINEN

VELVET

UNCUT
CHENILLE

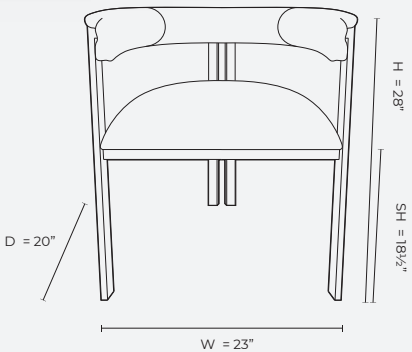


MEFC-126
TECHNICAL
SPECIFICATIONS

- o Re-enforced seams
- o Frame available in polished stainless-steel or electroplated polished gold or rose gold
- o High density foam used for seat, arms and back

TRIBECA

The open back and sides give this chair a beautiful airy look while the frame adds a dash of luxury.



AVAILABLE
FINISHES

STAINLESS
STEEL

ANILINE
LEATHER

DANISH
WOOL

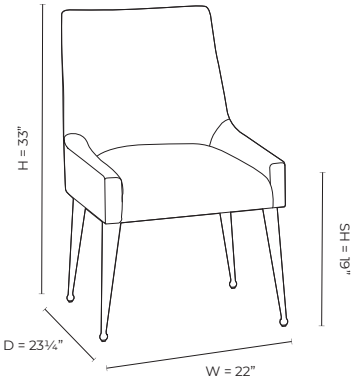
FAUX
LEATHER

PRINTED
VELVET

SLUB LINEN

VELVET

UNCUT
CHENILLE



PARLOUR

The sloped arms and high back make this a comfortably balanced chair on slender tapered legs with delicate round feet.



MEFC-127
TECHNICAL
SPECIFICATIONS

- o Re-enforced seams
- o Legs available in polished stainless-steel or electroplated polished gold or rose gold
- o High density foam used for seat, arms and back
- o Kiln-dried hardwood frame

AVAILABLE
FINISHES

STAINLESS
STEEL

ANILINE
LEATHER

DANISH
WOOL

FAUX
LEATHER

PRINTED
VELVET

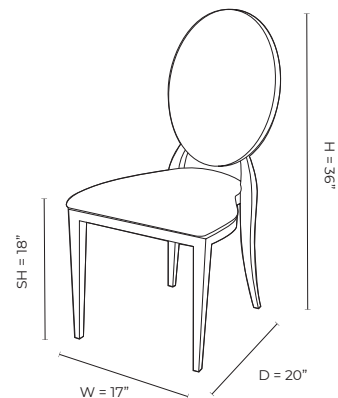
SLUB LINEN

VELVET

UNCUT
CHENILLE



INTERCHANGEABLE
BACK INSERT FOR
A DIFFERENT LOOK



GARBO

A classic oval backed chair with a modern twist and polished stainless-steel frame. Made with a removable seat and one-piece back cushions, the back bezel can also be exchanged with an open back stainless-steel ring.

MEFC-128 TECHNICAL SPECIFICATIONS

- o Available in polished stainless-steel or electroplated polished gold or rose gold
- o MEF XV interchangeable high-density foam seat cushion
- o Additional lateral bars for extra stability and support
- o Stacks 5 high for easy storage
- o Back cushion cover unzips to exchange for other colors
- o Can be ordered with extra cushion sets

AVAILABLE
FINISHES

STAINLESS
STEEL


PRINTED
VELVET

VELVET



VANITY

Complementary to the Garbo in shape and form but with a highly polished solid stainless-steel back, the Vanity gives luster to any environment whether as a dining chair, visitor chair or banquet chair.



MEFC-129 TECHNICAL SPECIFICATIONS

- o Available in polished stainless-steel or electroplated polished gold or rose gold
- o MEF XV interchangeable high-density foam seat cushion
- o Additional lateral bars for extra stability and support
- o Stacks 5 high for easy storage
- o Can be ordered with extra cushions

AVAILABLE
FINISHES

STAINLESS
STEEL

ANILINE
LEATHER

DANISH
WOOL

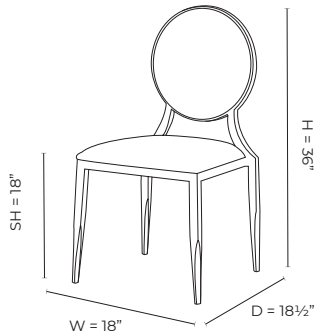
FAUX
LEATHER

PRINTED
VELVET

SLUB LINEN

VELVET

UNCUT
CHENILLE



LUCILLE

The contemporary round back and slender tapered legs on the Lucille make it a new take on a classic that will blend into any interior with ease.

MEFC-130 TECHNICAL SPECIFICATIONS

- o Available in polished stainless-steel or electroplated polished gold or rose gold
- o Removable seat and back cushions with high-density foam
- o Reinforced stainless-steel base
- o Stacks 5 high for easy storage
- o Can be ordered with extra cushions for versatility
- o Interchangeable L-piece removeable back cushion system

AVAILABLE
FINISHES

STAINLESS
STEEL

PRINTED
VELVET

VELVET

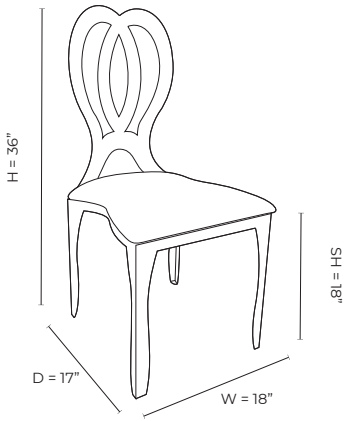


HARLOW

Like it's namesake, the Harlow has a sensuality that is expressed in its looped open back and flared then tapered legs.

MEFC-131 TECHNICAL SPECIFICATIONS

- o Available in polished stainless-steel or electroplated polished gold or rose gold
- o 1/16 / 3mm thick on back with hand-polished edges to prevent sharp edges
- o Removable seat cushion with high-density foam
- o Reinforced stainless-steel base
- o Stacks 5 high for easy storage
- o Can be ordered with extra cushions for versatility



HAND POLISHED TO
PREVENT SHARP EDGES



AVAILABLE
FINISHES

STAINLESS
STEEL

ANILINE
LEATHER

DANISH
WOOL

FAUX
LEATHER

PRINTED
VELVET

SLUB LINEN

VELVET

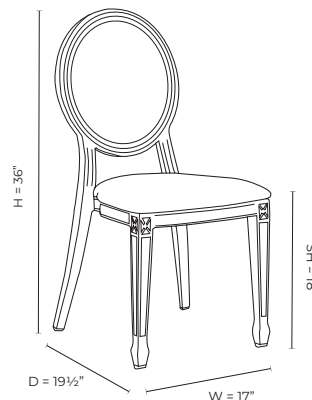
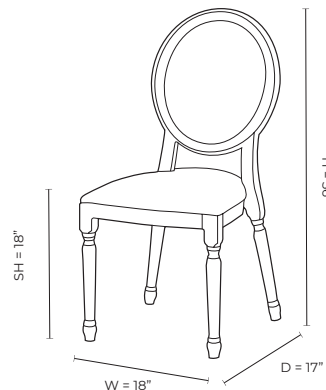
UNCUT
CHENILLE



DINING CHAIRS



Both Louis XV and Louis XV2 feature interchangeable seat and back cushions



LOUIS XV

Antique-inspired, only made of aluminum, this chair is lightweight but strong and durable. The legs epitomize the period with 'carved' details throughout in a cabriole style. A new standard for restaurants and banquet facilities.



MEFC-132
TECHNICAL
SPECIFICATIONS

- o Powder-coated lightweight aluminum in white, black, metallic gold and simulated chrome
- o Can be custom ordered with a realistic faux wood print finish
- o MEF XV interchangeable high-density foam seat cushion
- o Interchangeable 2-piece removable back cushion system with or without tufting
- o Stacks 5 high for easy storage
- o Can be ordered with extra cushion sets for versatility

AVAILABLE
FINISHES

POWDER
COATED
ALUMINUM

FAUX
LEATHER

PRINTED
VELVET

VELVET

DINING CHAIRS



MEFC-133
TECHNICAL
SPECIFICATIONS

- o Powder-coated lightweight aluminum in white, black, metallic gold and simulated chrome
- o MEF XV interchangeable high-density foam seat cushion
- o Interchangeable 2-piece removable back cushion system with or without tufting
- o Stacks 5 high for easy storage
- o Can be ordered with extra cushion sets and acrylic panels for versatility

LOUIS XV2

A different take on our classic Louis XV with rectangular legs and a more modern aesthetic. The Louis XV2 features a new medallion back that can change from a clear acrylic back to an upholstered back in seconds.



Available with a clear acrylic back insert

AVAILABLE
FINISHES

POWDER
COATED
ALUMINUM

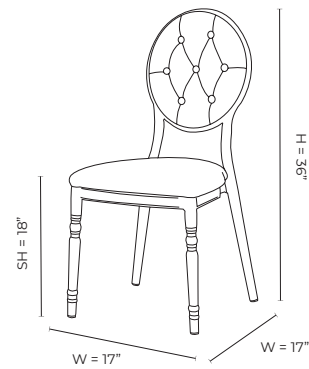
ACRYLIC

FAUX
LEATHER

PRINTED
VELVET

VELVET





MARQUISE

The slender austere silhouette of the Marquise is counter-balanced by the tufted back.

MEFC-134 TECHNICAL SPECIFICATIONS

- o Powder-coated lightweight aluminum in white, black, metallic gold and simulated chrome
- o MEF XV interchangeable high-density foam seat cushion
- o Interchangeable 2-piece removable back cushion system with or without tufting
- o Stacks 5 high for easy storage
- o Can be ordered with extra cushion sets for versatility



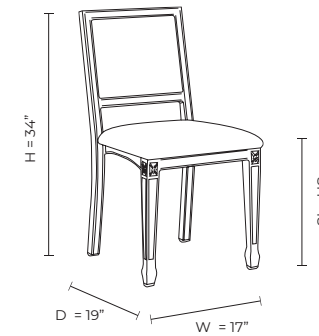
AVAILABLE
FINISHES

POWDER
COATED
ALUMINUM

FAUX
LEATHER

PRINTED
VELVET

VELVET



MARIE

This square backed chair is formal without being rigid and embodies a simple elegance.

MEFC-136 TECHNICAL SPECIFICATIONS

- o Powder-coated lightweight aluminum in white, black, metallic gold and simulated chrome
- o Removable seat and back cushions with high-density foam
- o Stacks 5 high for easy storage
- o Can be ordered with extra cushion sets for versatility



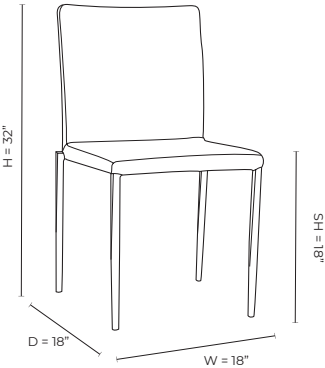
AVAILABLE
FINISHES

POWDER
COATED
ALUMINUM

FAUX
LEATHER

PRINTED
VELVET

VELVET



DELANO

Stylish and modern yet very versatile, the Delano has been the workhorse of our dining chair collection for 14-years!

MEFC-135
TECHNICAL
SPECIFICATIONS

- o Polished stainless-steel or electroplated polished gold or rose gold
- o Removable slipcover
- o Stacks 10 high for easy storage
- o Reinforced joints to prevent bending when pushed or stacked
- o Die cast iron feet with recessed felt pads
- o Can be ordered with extra slip-covers for versatility

AVAILABLE
FINISHES

STAINLESS
STEEL

FAUX
LEATHER

PRINTED
VELVET

VELVET

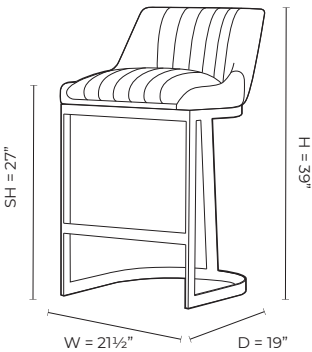


SHOREDITCH

Ready to pull up at any bar, this stool has a sleek profile with elegant sloping wings and a modern stainless-steel frame.

MEFC-137
TECHNICAL
SPECIFICATIONS

- o Re-enforced seams with piping
- o Base available in polished stainless-steel or electroplated polished gold or rose gold
- o High density foam on seat and back



AVAILABLE
FINISHES

STAINLESS
STEEL

ANILINE
LEATHER

DANISH
WOOL

FAUX
LEATHER

PRINTED
VELVET

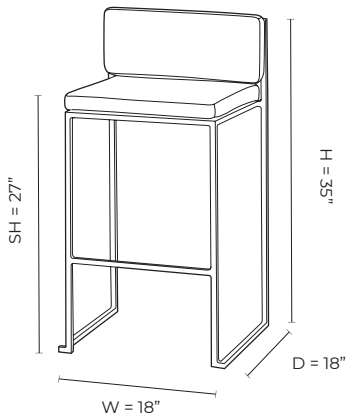
SLUB LINEN

UNCUT
CHENILLE

VELVET



STAINLESS STEEL FRAME AND
REMOVABLE CUSHIONS



PARAMOUNT

This sleek and functional stackable stainless-steel stool has a clean minimalist look that works well in any environment and is ideal for banquet, storage and transportation, with it's easily interchangeable cushions.

MEFC-138 TECHNICAL SPECIFICATIONS

- o Removable cushion in high density foam allows for color change in seconds
- o Seat and back cushion are one-piece and hinged with a fabric panel
- o Frame available in polished stainless-steel or electroplated polished gold or rose gold
- o Stackable up to 10 high (with cushions removed)

AVAILABLE
FINISHES

STAINLESS
STEEL

ANILINE
LEATHER

DANISH
WOOL

FAUX
LEATHER

PRINTED
VELVET

SLUB LINEN

UNCUT
CHENILLE

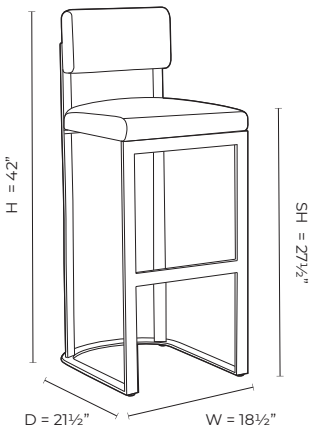
VELVET

DREW

This stylish slim stool has an austere presence that is balanced by the plush seat and back.

MEFC-139 TECHNICAL SPECIFICATIONS

- o Re-enforced seams with piping
- o Base available in polished stainless-steel or electroplated polished gold or rose gold
- o High density foam on seat and back



AVAILABLE
FINISHES

STAINLESS
STEEL

ANILINE
LEATHER

DANISH
WOOL

FAUX
LEATHER

PRINTED
VELVET

SLUB LINEN


UNCUT
CHENILLE

VELVET





TABLES



MANHATTAN

This simply elegant cylindrical pedestal table sits on a weighted disc base for stability and is available in multiple finishes. The base will support a tabletop up to 52" / 1320mm in diameter.

MEFC-200 TECHNICAL SPECIFICATIONS

- o Steel pole with weighted base (and 4 adjustable feet)
- o Powder coated semi-matte black, polished stainless steel or electroplated polished gold or polished rose gold
- o Table tops are constructed of an MDF core with American walnut veneer, matte concrete or faux marble
- o MDF is Phase 2 California compliant
- o Faux marble surface is SGS tested for water, heat, stain and scratch resistance
- o Table top thickness is 1" / 25mm beveled edge with an additional MDF platform of 3/4" / 19mm for extra strength
- o Table comes K-D for ease of installation and delivery but is quickly assembled
- o Can seat 4 to 8 people depending on table top size



AVAILABLE
FINISHES

POWDER
COATED STEEL

STAINLESS
STEEL

CONCRETE

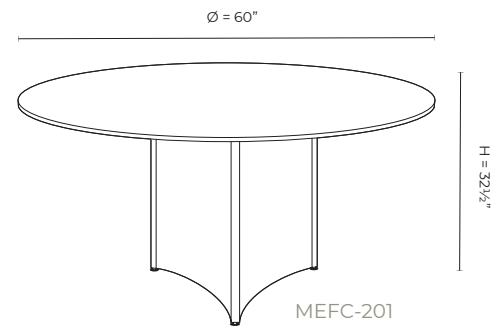
FAUX
MARBLE

WOOD
VENEER



WILTSHIRE ROUND

A sculptural stainless steel base on an inverted triangular footprint with a mixed brushed and polished finish. Will support a tabletop up to 60" / 1524mm in diameter. Custom top sizes available.



TECHNICAL SPECIFICATIONS FOR WILTSHIRE TABLE COLLECTION

- o Stainless-steel or electroplated in gold or rose gold
- o Table tops are constructed of an MDF core in with a choice of walnut veneer, matte concrete or faux marble
- o MDF is Phase 2 California compliant
- o Faux marble surface is SGS tested for water, heat, stain and scratch resistance
- o Table top thickness is 1" / 25mm with a mitered flat waterfall edge of 3" / 76mm
- o Adjustable feet (3) on the bottom of table base
- o Can seat 4 to 10 people depending on table top size
- o Tempered and beveled glass tops can also be fabricated

AVAILABLE
FINISHES

STAINLESS
STEEL

CONCRETE

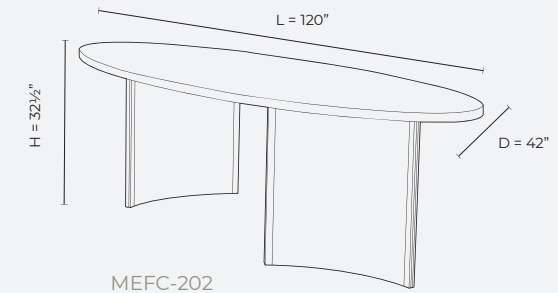
FAUX
MARBLE

GLASS



WILTSHIRE ELLIPSE

A set of sculptural stainless steel bases on an inverted triangular footprint with a mixed brushed and polished stainless-steel finish. Designed to support an elliptical tabletop of 120" x 42" / 3048mm x 1066mm. Custom top sizes available.



AVAILABLE
FINISHES

STAINLESS
STEEL

CONCRETE

FAUX
MARBLE

GLASS

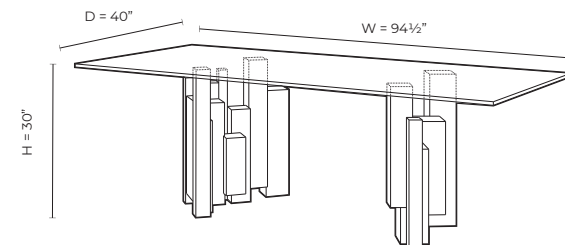
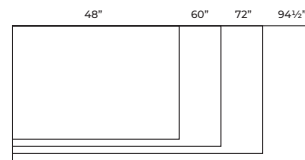


PILLAR DINING TABLE

Constructed of interconnected stainless-steel rectangular columns, this design calls to mind the modern urban landscape. The two contrasting base elements create visual interest and give the table an individual look.

AVAILABLE IN 4 SIZES

48" x 32" x 30"
60" x 34" x 30"
72" x 36" x 30"
94½" x 40" x 30"



MEFC-203
TECHNICAL
SPECIFICATIONS

- o Polished stainless steel or electroplated polished gold or polished rose gold
- o ¾" / 19mm tempered glass table top
- o Can seat 6-14 people depending on table top size
- o Table top securely attached by hidden screws in glass

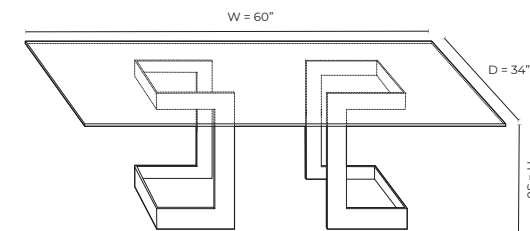
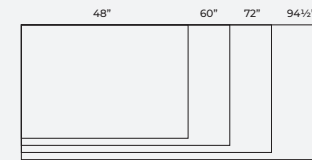
AVAILABLE
FINISHES

STAINLESS
STEEL

GLASS

AVAILABLE IN 4 SIZES

48" x 32" x 30"
60" x 34" x 30"
72" x 36" x 30"
94½" x 40" x 30"



MEFC-204
TECHNICAL SPECIFICATIONS

- o Polished stainless steel or electroplated polished gold or polished rose gold
- o ¾" / 19mm tempered glass table top
- o Flat bar panels ⅜" / 5mm thickness
- o Base is inset from edge for ample leg space
- o Can seat 6 to 14 people depending on table top size

VOGUE DINING TABLE

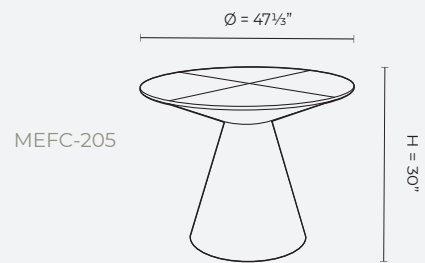
Inspired by cool 1970's modernism, this pair of perpendicular flat bar metal structures balance a seemingly floating glass top.



AVAILABLE
FINISHES

STAINLESS
STEEL

GLASS



BELFORT ROUND

Beautifully balanced, this table possesses a refined modern minimalism with a fluted pedestal base and elegant silhouette.

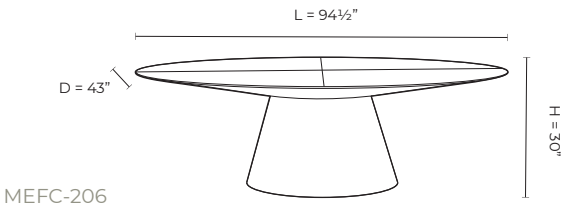


TECHNICAL SPECIFICATIONS FOR BELFORT TABLES

- o Table is constructed on a MDF core with American walnut veneer
- o MDF is Phase 2 California compliant
- o Round table has a 1/2" / 13mm thick beveled edge top that slopes on a downward angle to a thickness of 5.5" / 140mm. Standard diameter of the top is 48" / 1219mm and the base is 23.5" / 597mm
- o Oval table has a 1/2" / 13mm thick beveled edge top that slopes on a downward angle to a thickness of 6" / 152mm. Standard shape of the top is 43" x 94.5" / 1092mm x 2400mm and the base is 22" x 40" / 559mm x 1016mm
- o Veneer on base is applied in a vertical pattern while the top is composed of 4 wedges to form either a circle or oval
- o Tables come K-D for ease of installation and delivery but is quickly assembled

AVAILABLE
FINISHES

WOOD
VENEER



BELFORT ELLIPSE

Beautifully balanced, the oval version of the table has a graceful yet substantial bearing.

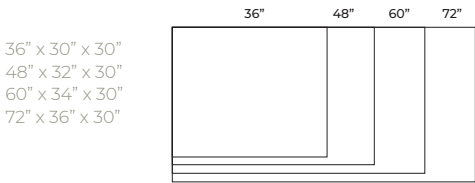


AVAILABLE
FINISHES

WOOD
VENEER



AVAILABLE IN 4 SIZES



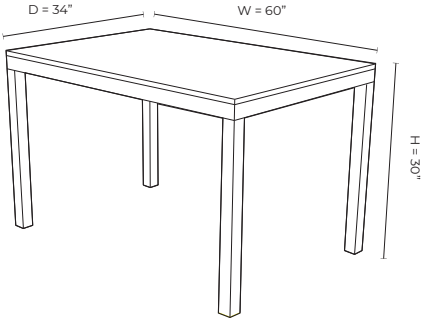
PARSONS

Our interpretation of the classic Parsons table takes the simple, functional design and adds a modern twist with multiple top options. Available in 4 sizes.



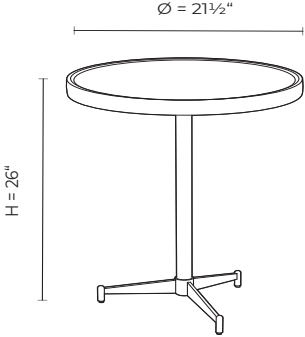
MEFC-207 TECHNICAL SPECIFICATIONS

- o Table tops are constructed of an MDF core in with a choice of walnut veneer, matte concrete or faux marble
- o MDF is Phase 2 California compliant
- o Powder coated semi-matte black, polished stainless steel or electroplated polished gold or polished rose gold
- o Can seat 6 to 12 people depending on table size
- o Table comes K-D for ease of installation and delivery but is quickly assembled



AVAILABLE FINISHES

POWDER COATED STEEL	STAINLESS STEEL	CONCRETE	FAUX MARBLE	WOOD VENEER
---------------------	-----------------	----------	-------------	-------------



MARTINI

Informed by 1970's Italian minimalism, the Martini table stands on a slender three footed pole and holds a recessed top.

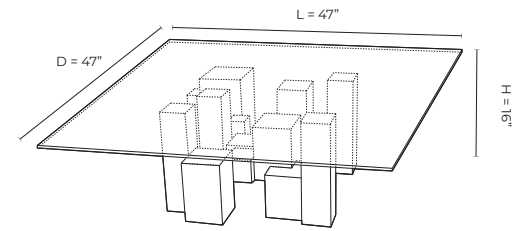


MEFC-208 TECHNICAL SPECIFICATIONS

- o Polished stainless steel or electroplated polished gold or polished rose gold
- o Inserted tops measure 20" / 505mm and are constructed of an MDF core in with a choice of walnut veneer, matte concrete or faux marble
- o MDF is Phase 2 California compliant
- o Faux marble surface is SGS tested for water, heat, stain and scratch resistance
- o Legs sit on anti-skid feet

AVAILABLE FINISHES

POWDER COATED STEEL	STAINLESS STEEL	CONCRETE	FAUX MARBLE	WOOD VENEER
---------------------	-----------------	----------	-------------	-------------



PILLAR COFFEE TABLE

Constructed of 15 interconnected stainless-steel rectangular columns, this design calls to mind the modern urban landscape. The shiny stainless-steel base contrasts well with the clear glass top.

MEFC-209 TECHNICAL SPECIFICATIONS

- o Polished stainless steel or electroplated polished gold or polished rose gold
- o $\frac{3}{4}$ " / 19mm tempered glass table top
- o Table top attached by hidden screws
- o Table top securely attached by hidden screws in glass

AVAILABLE
FINISHES

STAINLESS
STEEL

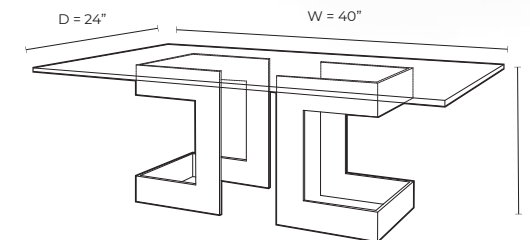

GLASS

VOGUE COFFEE TABLE

Inspired by cool 1970's modernism, this pair of perpendicular flat bar stainless-steel structures balance a seemingly floating glass top.

MEFC-210 TECHNICAL SPECIFICATIONS

- o Polished stainless steel or electroplated polished gold or polished rose gold
- o Flat bar panels $\frac{3}{16}$ " / 5mm thickness
- o $\frac{3}{4}$ " / 19mm tempered glass table top



AVAILABLE
FINISHES

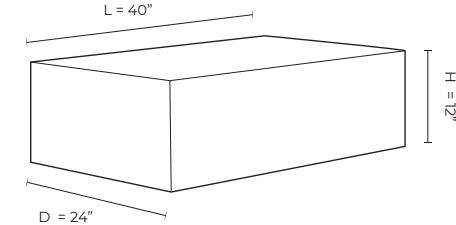
STAINLESS
STEEL

GLASS



DRAPER SLAB

A low-lying plinth coffee table with substantial bearing and elegance.



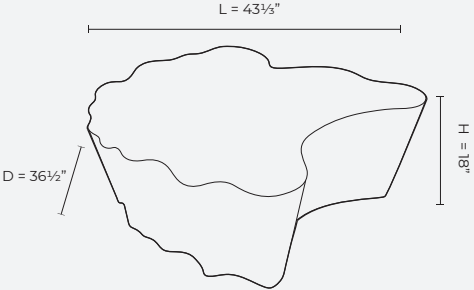
MEFC-211
TECHNICAL SPECIFICATIONS

- o Table is constructed of an internal MDF structure with a center support panel clad in honed faux marble, gloss faux marble or matte concrete
- o MDF is Phase 2 California compliant
- o Faux marble surface is SGS tested for water, heat, stain and scratch resistance
- o Base sits on foam anti-slip pads



DRAPER COFFEE TABLE

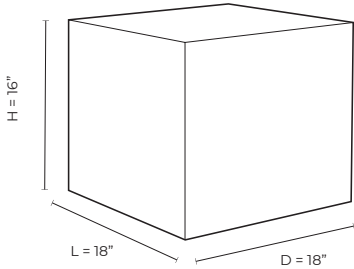
The mix and match of the solidity and cloud-like shape make this coffee table a visual delight.



MEFC-212
TECHNICAL SPECIFICATIONS

- o Table is constructed of an internal structure of MDF clad in a honed faux marble, gloss faux marble or matte concrete
- o Outside curves are molded fiberglass for strength and smooth transitions from convex to concave
- o MDF is Phase 2 California compliant
- o Faux marble surface is SGS tested for water, heat, stain and scratch resistance
- o Base sits on foam anti-slip pads





DRAPER CUBE

A perfect cube plinth coffee table which at 16” in height, can easily double as a seat in a pinch.

MEFC-213 TECHNICAL SPECIFICATIONS

- o Table is constructed of an internal structure of MDF clad in honed faux marble, gloss faux marble or matte concrete
- o MDF is Phase 2 California compliant
- o Faux marble surface is SGS tested for water, heat, stain and scratch resistance
- o Base sits on foam anti-slip pads
- o Weight limit of 220lbs / 100kg

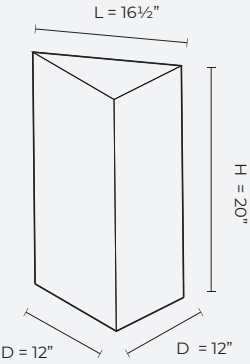


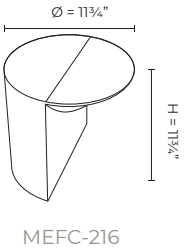
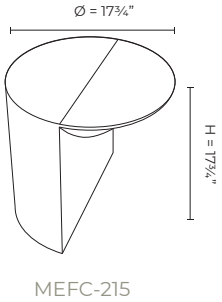
DRAPER WEDGE

A simple wedge to fit at the end of a sofa or between two chairs, this side table provides a resting place with a small footprint.

MEFC-214 TECHNICAL SPECIFICATIONS

- o Table is constructed of an internal structure of MDF clad in honed faux marble, gloss faux marble or matte concrete
- o MDF is Phase 2 California compliant
- o Faux marble surface is SGS tested for water, heat, stain and scratch resistance
- o Base sits on foam anti-slip pads





BAUHAUS

Sold separately, but perfect as a pair, these concrete tables have a rough industrial texture with a contrasting smooth steel disc.



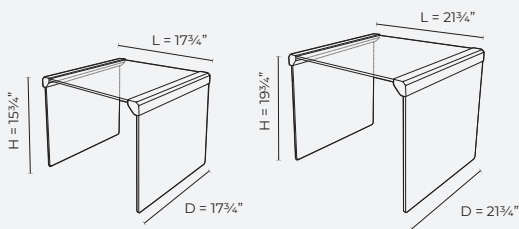
TECHNICAL SPECIFICATIONS

- o Table is constructed of an internal plywood structure clad in a natural toned cement
- o Plywood is E1 Standard
- o Base sits on foam anti-slip pads
- o Steel disc is lacquered in semi-matte black — other colors available by special order

AVAILABLE FINISHES

ENAMEL PAINTED STEEL

CONCRETE



COLLINS NESTING TABLES

This set of glass and stainless-steel nesting tables is inspired by vintage Miami Beach style. Paired with amber, smoke or clear tempered glass.



MEFC-217 TECHNICAL SPECIFICATIONS

- o Polished stainless steel or electroplated polished gold or polished rose gold
- o 1/2" / 12mm tempered glass

AVAILABLE FINISHES

STAINLESS STEEL

GLASS



SURREY

Available in both bar and cocktail height, this highly polished cylindrical table has a clean minimal appearance.

TECHNICAL SPECIFICATIONS

- o Polished stainless steel or electroplated in polished gold or polished rose gold
- o Anti-slip rubber caps on base
- o Made with 1/16" / 1.2 mm gauge stainless steel panels
- o Cruiser table tempered glass top 1/2" / 12mm and cocktail table 3/8" / 8mm thick



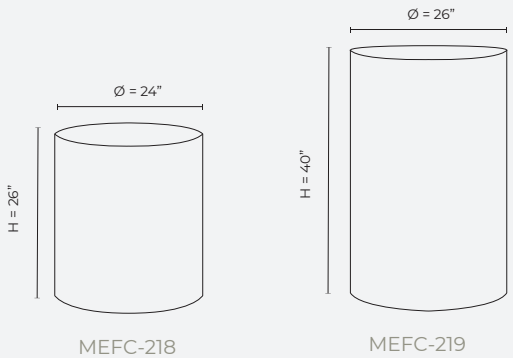
SURREY 26

SURREY 40

AVAILABLE FINISHES

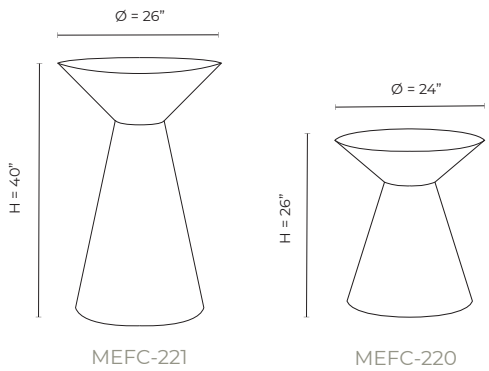
STAINLESS STEEL

GLASS



MEFC-218

MEFC-219



MEFC-221

MEFC-220

LUDLOW

Available in both bar or cocktail height, this highly polished table adds an eye-catching sculptural element to any room.



LUDLOW 40

LUDLOW 26

TECHNICAL SPECIFICATIONS

- o Polished stainless steel or electroplated polished gold or polished rose gold
- o Anti-slip rubber caps on base
- o Made with 1/16" / 1.2mm gauge stainless steel panels

AVAILABLE FINISHES

STAINLESS STEEL





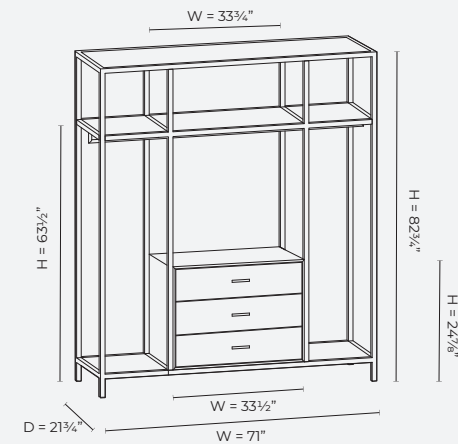
HOSPITALITY



RICHMOND WARDROBE

MEFC-302 TECHNICAL SPECIFICATIONS

- o Frame is available in polished stainless-steel or electroplated polished gold or polished rose gold
- o The panels can be upholstered in either our stain resistant fabric or COM — minimums will apply
- o Drawer cabinet is constructed of Phase 2 California compliant MDF
- o Can be ordered without the drawer cabinet or a custom configuration



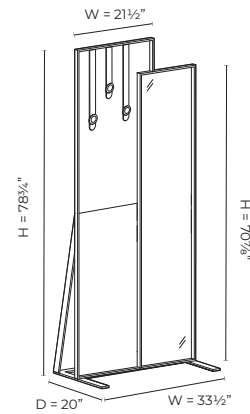
AVAILABLE
FINISHES

LAMINATED
SUEDE

STAINLESS
STEEL

Designed with efficiency and style, this refined closet will handle any storage needs of a hotel room or office. With a raised base to provide space to tuck shoes, drawers for small items, shelves and hangers, all demands can be met in this elegant open structure.





RICHMOND MIRROR WITH HOOKS

Placed in an entryway, this versatile freestanding mirror is designed with convenience and practicality in mind.

MEFC-301 TECHNICAL SPECIFICATIONS

- o Frame is available in polished stainless-steel or electroplated polished gold or polished rose gold
- o The panels can be upholstered in either our stain resistant fabric or COM — minimums will apply
- o Base has extra support brace at the back

AVAILABLE
FINISHES

LAMINATED
SUEDE

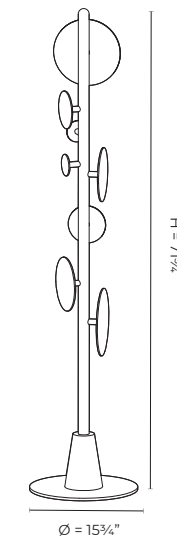
STAINLESS
STEEL

RICHMOND COATRACK

Playful yet practical with its oversized circular hooks, this freestanding coatrack adds stylish functionality to any environment.

MEFC-300 TECHNICAL SPECIFICATIONS

- o Pole is available in polished stainless-steel or electroplated polished gold or polished rose gold
- o Circular hooks can be powder coated in colors to co-ordinate with the chosen interior — minimums will apply for custom options

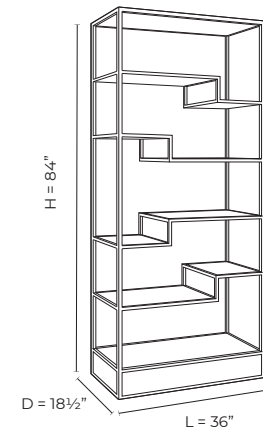


AVAILABLE
FINISHES

POWDER
COATED STEEL

STAINLESS
STEEL





PALMER

Elegantly tiered for visual interest, this hand-welded shelf is lovely on its own or mirrored as a pair.

MEFC-304 TECHNICAL SPECIFICATIONS

- o Polished stainless-steel or electroplated polished gold or polished rose gold
- o Shelves are fixed panels
- o Polished on all surfaces so can be freestanding if needed

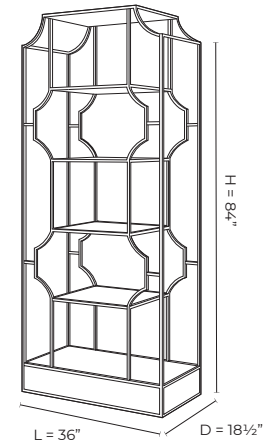
AVAILABLE
FINISHES

STAINLESS
STEEL



AVAILABLE
FINISHES

STAINLESS
STEEL



GLAMOUR

Inspired by the sophisticated styling of Hollywood Regency, the swooping framework of this unit evokes bamboo trellis.

MEFC-305 TECHNICAL SPECIFICATIONS

- o Polished stainless-steel or electroplated polished gold or polished rose gold
- o Shelves are fixed panels
- o Polished on all surfaces so can be freestanding if needed
- o Top shelf is finished underneath as it is visible when looking upwards



AVAILABLE
FINISHES

STAINLESS
STEEL



ALCOVE

A mix of contrasting materials gives this desk a modern look. The drawers sleekly roll in and out of position with soft close glides and keep the face of desk unobstructed by distracting handles. Perfect in an entryway or tucked in the corner of a hotel room.



MEFC-303 TECHNICAL SPECIFICATIONS

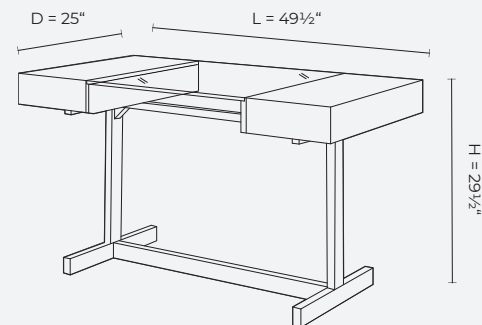
- o Frame is available in polished stainless-steel or electroplated polished gold or polished rose gold
- o Drawers are constructed of Phase 2 California compliant MDF
- o Veneer available in ash or walnut
- o 1/2" / 12mm tempered glass table top available in clear or smoke glass
- o Soft close glides

AVAILABLE
FINISHES

STAINLESS
STEEL

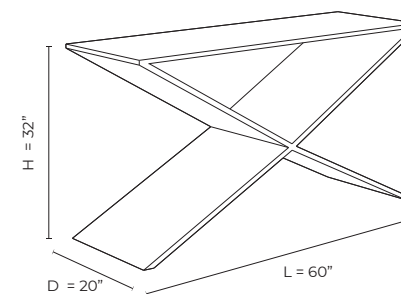
GLASS

WOOD
VENEER



COSTA

The simple elegance of this credenza allows it to be used in any interior; in an entranceway, in a hallway, or balanced as a pair on either side of a mantel.



MEFC-305 TECHNICAL SPECIFICATIONS

- o Available in brushed stainless steel or electroplated gold
- o Adjustable feet
- o Clear coat for added protection

AVAILABLE
FINISHES

STAINLESS
STEEL



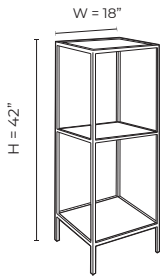
ASYMMETRICAL
CONSOLE

BISCAYNE COLLECTION

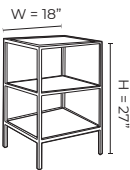
A versatile capsule collection of shelves and consoles, designed to work together and easily customized with a variety of frame and insert combinations.



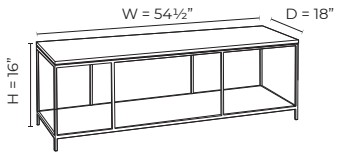
ASYMMETRICAL CONSOLE
MEFC-306



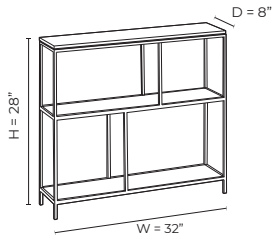
PEDESTAL
MEFC-307



SIDE TABLE
MEFC-308



LOW PROFILE CONSOLE
MEFC-309



ASYMMETRICAL SHELF
MEFC-310



ASYMMETRICAL
SHELF

TECHNICAL SPECIFICATIONS

- o Powder coated semi-matte black, polished stainless-steel or electroplated polished gold or polished rose gold
- o Shelves are constructed of an MDF core in with a choice of walnut veneer, matte concrete or faux marble
- o Shelves can also be glass in black, clear, amber or smoke
- o Custom sizes can be manufactured — minimums apply

AVAILABLE
FINISHES

POWDER
COATED STEEL


STAINLESS
STEEL

CONCRETE

FAUX
MARBLE

GLASS

WOOD
VENEER



CORNWALL

The charming zigzag pattern of this headboard is reminiscent of the iconic mid-century modern hairpin style.

MEFC-311 TECHNICAL SPECIFICATIONS

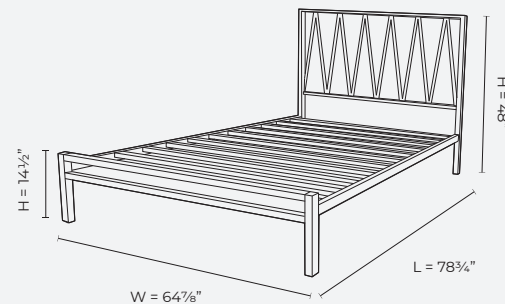
- o Powder-coated semi-matte black or white
- o Outside frame is constructed of 2" x 1" / 50mm x 25mm extruded rectangular steel tubing
- o Slat-style bed designed for use with a mattress and box spring
- o Zigzag bars are $\frac{5}{8}$ " x $\frac{5}{8}$ " / 15mm x 15mm is extruded square steel tubing
- o Slat mattress support is 2" x 1" / 50mm x 25mm stainless steel extruded rectangular steel tubing
- o Available in twin, double, queen and king size

MAXIMUM WEIGHT

Twin and double 350 lbs.
Queen and King 450 lbs with additional center leg supports underneath (not visible in photo but concealed by bedding)

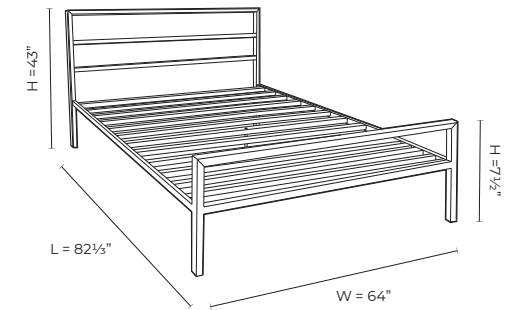
AVAILABLE
FINISHES

POWDER
COATED STEEL



SOMERSET

This simple brushed stainless steel frame bed is unfussy and modern without being boring.



MEFC-312 TECHNICAL SPECIFICATIONS

- o Brushed stainless-steel or brushed electroplated gold or rose gold
- o Outside frame is constructed of 2" x 1" / 50mm x 25mm extruded rectangular steel tubing
- o Slat-style bed designed for use with a mattress and box spring
- o Slat mattress support is 1" x 1" / 25mm x 50mm stainless steel extruded rectangular steel tubing
- o Available in twin, double, queen and king size

MAXIMUM WEIGHT

Twin and double 350 lbs.
Queen and King 450 lbs with additional leg supports underneath (not visible in photo but concealed by bedding)

AVAILABLE
FINISHES

STAINLESS
STEEL



BARON

This bed combines clean modern proportions with the romantic touch of a channel-stitched velvet head and footboard.

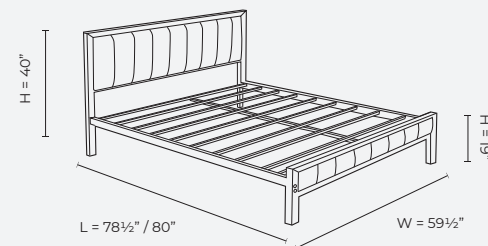


MEFC-313 TECHNICAL SPECIFICATIONS

- o Polished stainless steel or electroplated in polished gold or polished rose gold
- o Headboard frame and footboard frame are 1 1/2" x 1 1/2" / 40mm x 40mm extruded square tubing
- o Stain and liquid resistant velvet headboard and footboard, also available in COM or COL but minimum required
- o Slat-style bed designed for use with a mattress and box spring
- o Slat mattress support is 2" x 1" / 50mm x 25mm stainless steel extruded rectangular steel tubing
- o Available in twin, double, queen and king size

MAXIMUM WEIGHT IS

Twin and double 350 lbs.
Queen and King 450 lbs with additional leg supports underneath (not visible in photo but concealed by bedding)



AVAILABLE FINISHES

STAINLESS STEEL	PRINTED VELVET	VELVET
-----------------	----------------	--------



ETON

The tapered legs and bars on the headboard give a subtle elegance and graceful appearance to this polished stainless bed.



MEFC-314 TECHNICAL SPECIFICATIONS

- o Polished stainless-steel or electroplated polished gold or polished rose gold
- o Outside frame is constructed of 2" x 1" / 50mm x 25mm extruded rectangular steel tubing
- o Slat-style bed designed for use with a mattress and box spring
- o Slat mattress support is 1 1/4" x 3/4" / 30mm x 20mm stainless steel extruded rectangular steel tubing
- o Tapered legs are 1 1/2" / 38mm in diameter
- o Tapered bars on the headboard are 3/4" / 19mm in diameter
- o Available in twin, double, queen and king size

MAXIMUM WEIGHT IS

Twin and double 350 lbs.
Queen and King 450 lbs with additional leg supports underneath (not visible in photo but concealed by bedding)

AVAILABLE FINISHES

STAINLESS STEEL



LIGHTING



AVAILABLE
FINISHES

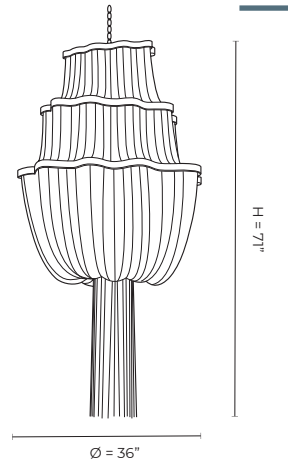
ALUMINUM
CHAIN

STAINLESS
STEEL

PENDANT LIGHTS



LIGHTING

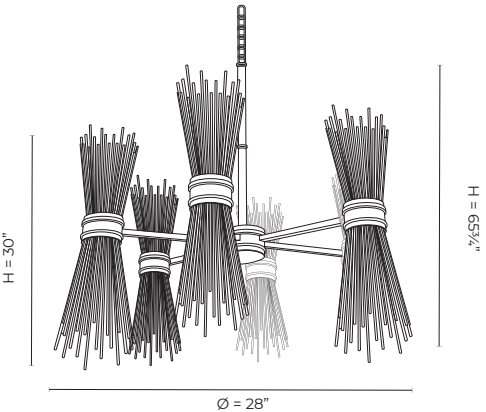


MARAIS

Like a gorgeous cake this triple-tiered pendant will inspire awe and wonder. The shimmering quality is created by hundreds of fine aluminum chains that reflect and twinkle in the light cast by the internal 12-armed chandelier and faceted crystals.

MEFC-401 TECHNICAL SPECIFICATIONS

- o 12x 40-watt max E12 bulbs
- o Chain length is 72" / 183cm but can be custom ordered in longer lengths- minimum quantities required
- o UL and cUL certification
- o LED bulb compatible
- o Frame available in polished stainless-steel or electroplated polished gold or black
- o Chains available in lightweight aluminum plated in gold, silver or black
- o Available either with plug or direct wire-assembly
- o Professional installation required



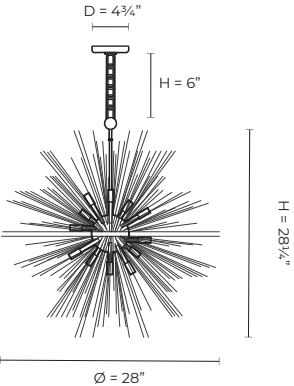
BEVERLY

This stunning 6-armed pendant brings to mind gleaming stalks of wheat, a common theme of mid-century Italian design, adding an elegant vintage feel to any environment.

MEFC-400 TECHNICAL SPECIFICATIONS

- o Each arm has a doubled-ended socket using 12x 40-watt max E12 bulbs
- o Chain length is 36" / 91.5cm but can be custom ordered in longer lengths-minimum quantities required
- o UL and cUL certification
- o LED bulb compatible
- o Carbon steel plated in gold or silver
- o Direct wire-assembly
- o Professional installation required

AVAILABLE FINISHES
PLATED CARBON STEEL



AURORA

Taking it's name from a star the Aurora pendant will shimmer and sparkle in the ceiling of any room.

MEFC-402 TECHNICAL SPECIFICATIONS

- o 20x 40-watt max E12 bulbs
- o Chain length is 36" / 91.5cm but can be custom ordered in longer lengths-minimum quantities required
- o UL and cUL certification
- o LED bulb compatible
- o Carbon steel plated in gold or silver
- o 23lbs / 10.5kg
- o Direct wire-assembly
- o Professional installation required

AVAILABLE FINISHES
PLATED CARBON STEEL



HOLTON
PENDANT
COLLECTION

This collection of single and multiple bulb pendants are stunning either as a single statement piece over a reception desk or grouped together in a lobby or open space.




AVAILABLE
FINISHES

STAINLESS
STEEL FROSTED
GLASS

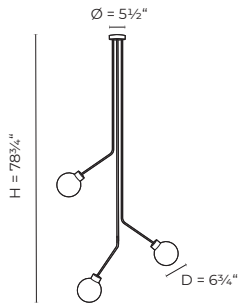
TECHNICAL
SPECIFICATIONS

- o Opaque glass balls conceal an E26 socket
- o UL and cUL certification
- o LED bulb compatible
- o Polished stainless-steel or electroplated in polished gold
- o See tear sheets for individual weights
- o Direct wire-assembly
- o Professional installation required

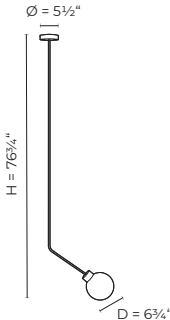


Holton Double
Pendant

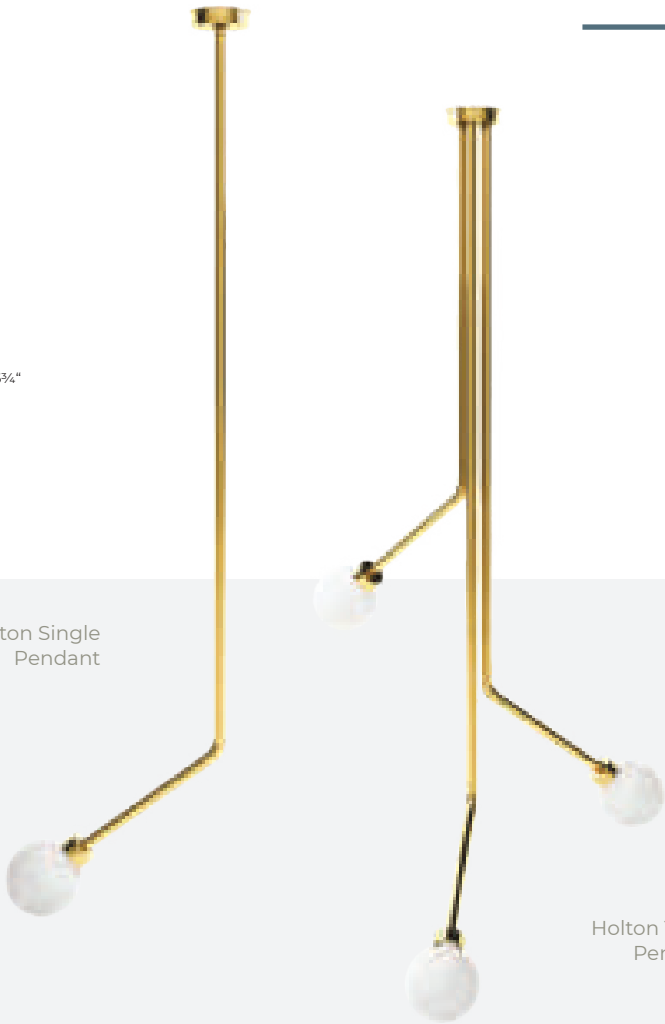
BENT TRIPLE
MEFC-404



SINGLE
MEFC-405

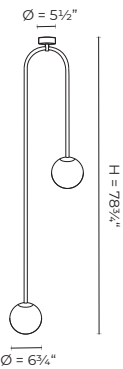


Holton Single
Pendant

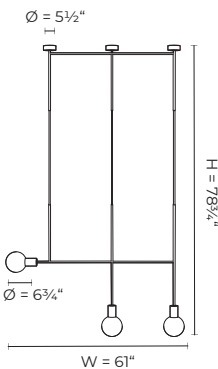


Holton Triple
Pendant

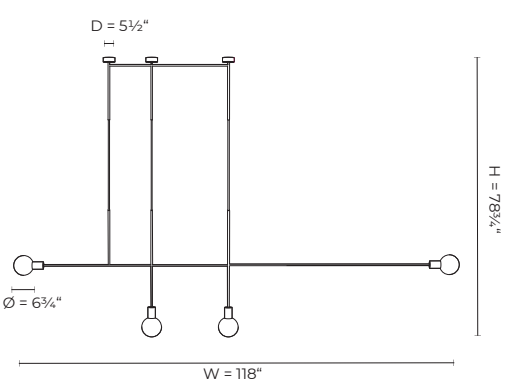
DOUBLE
MEFC-403



TRIPLE
MEFC-406



QUAD
MEFC-407

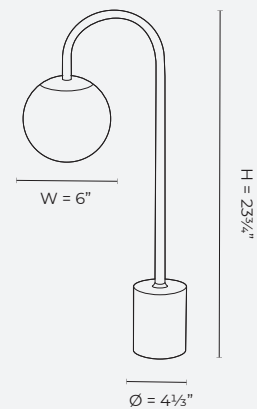


HOLTON TABLE LAMP

Anchored by a solid a marble base, the arching metal pole and frosted glass globe co-ordinate perfectly with the Holton pendants.

MEFC-408 TECHNICAL SPECIFICATIONS

- o 1x E26 socket
- o UL and cUL certification
- o LED bulb compatible
- o Polished stainless-steel or electroplated in polished gold
- o Solid polished marble cylinder
- o On/off switch on cord

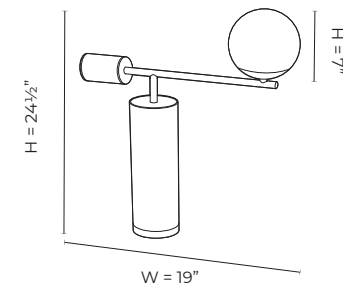


AVAILABLE
FINISHES

STAINLESS
STEEL

REAL
MARBLE

FROSTED
GLASS



DEVON

A seemingly visual tightrope act between the frosted glass globe, the metal pole, and the marble counter-balance gives this lamp a playful edge without negating the svelte combination of materials.

MEFC-409 TECHNICAL SPECIFICATIONS

- o 1x E26 socket
- o UL and cUL certification
- o LED bulb compatible
- o Carbon steel plated in gold or silver solid polished Carrara marble cylinder base
- o On/off switch on cord



AVAILABLE
FINISHES

PLATED
CARBON STEEL

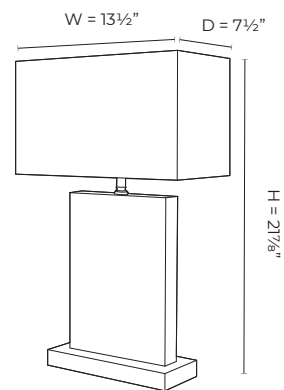
REAL
MARBLE

FROSTED
GLASS

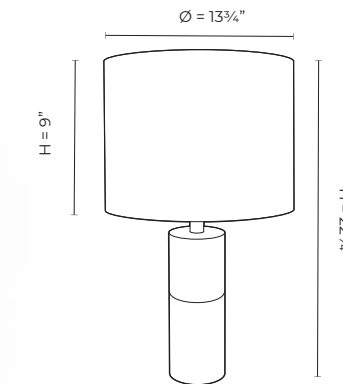


NOVA

Clean lines and the mix of fabric, marble and metal make this an elegant but understated piece.

MEFC-410
TECHNICAL
SPECIFICATIONS

- o 1x E26 socket
- o UL and cUL certification
- o LED bulb compatible
- o Carbon steel plated in gold or silver
- o Solid polished Carrara marble rectangular slab base
- o On/off switch on cord

AVAILABLE
FINISHESPLATED
CARBON STEELREAL
MARBLEFABRIC
SHADE

AVON

Contemporary oversized fabric barrel shade with an understated column in polished marble and plated carbon steel give this lamp timeless appeal.

MEFC-411
TECHNICAL SPECIFICATIONS

- o 1x E26 socket
- o UL and cUL certification
- o LED bulb compatible
- o Carbon steel plated in gold or silver over a solid polished marble cylinder
- o Fabric shade
- o On/off switch on cord

AVAILABLE
FINISHESPLATED
CARBON STEELREAL
MARBLEFABRIC
SHADE

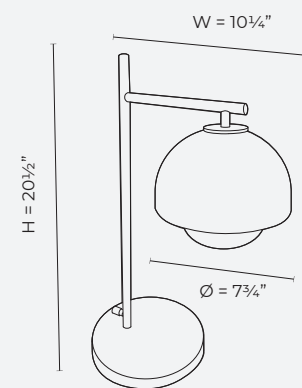
ABBEY

Perfect to tuck into a corner or perch on a bedside table, this lamp has a charming presence.

MEFC-412

TECHNICAL SPECIFICATIONS

- o 1x E26 socket
- o UL and cUL certification
- o LED bulb compatible
- o Carbon steel plated in gold or silver with matte black or white detail
- o On/off switch on cord



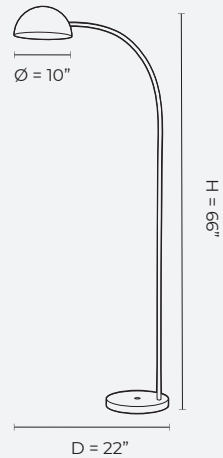
AVAILABLE
FINISHES

ENAMEL
PAINTED STEEL

PLATED
CARBON STEEL

FROSTED
GLASS





SPOTLIGHT

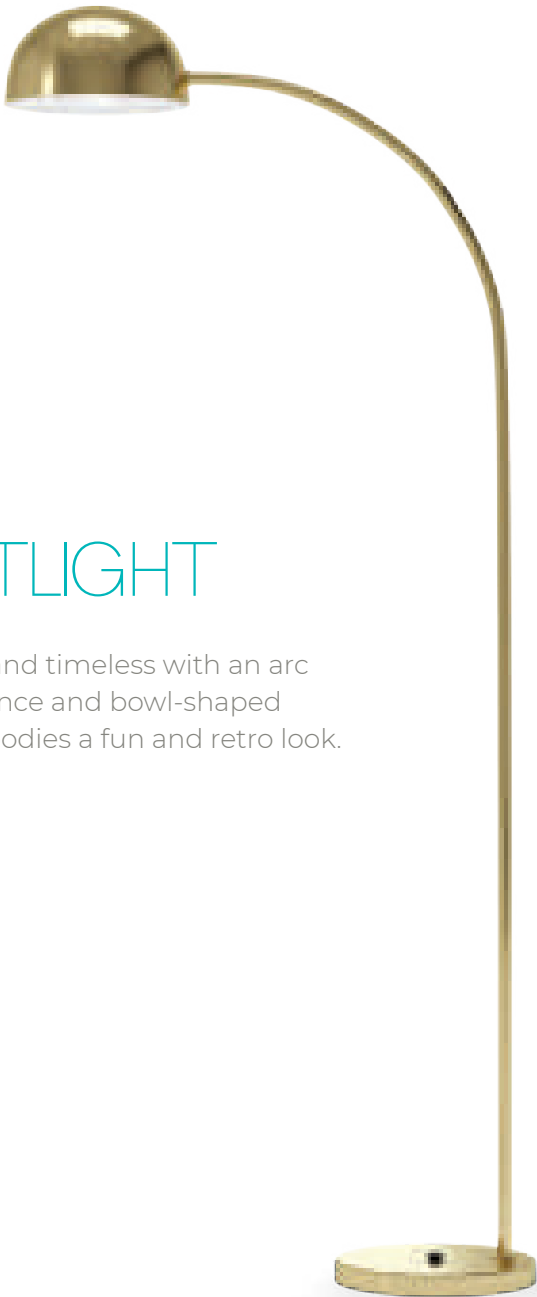
Simplistic and timeless with an arc shaped stance and bowl-shaped shade embodies a fun and retro look.

MEFC-413 TECHNICAL SPECIFICATIONS

- o 1x E26 socket
- o UL and cUL certification
- o LED bulb compatible
- o Polished stainless-steel or electroplated in polished gold
- o On/off foot switch on cord

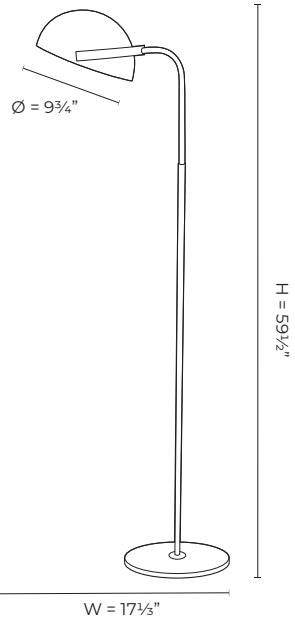
AVAILABLE
FINISHES

STAINLESS
STEEL



KENT

This simple yet sophisticated floor lamp sits on a marble base for an elegant look.



MEFC-414 TECHNICAL SPECIFICATIONS

- o 1x E26 socket
- o UL and cUL certification
- o LED bulb compatible
- o Carbon steel plated in gold or silver with matte black or white detail
- o Solid white marble base
- o Shade pivots
- o On/off foot switch on cord

AVAILABLE
FINISHES

ENAMEL
PAINTED STEEL

PLATED
CARBON STEEL

REAL
MARBLE



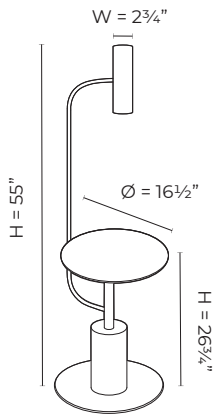


SAXON

This ingenious multifunctional piece is both a lamp and a table on a neat, compact footprint. Ideal for waiting rooms, lounges or small hotel rooms, it could even double as a bedside table.

MEFC-415
TECHNICAL SPECIFICATIONS

- o 1x E26 socket
- o UL and cUL certification
- o LED bulb compatible
- o Carbon steel plated in gold or silver with matte black or white detail
- o Marble base with a metal disc for additional stability
- o On/off foot switch on cord



AVAILABLE FINISHES

PLATED CARBON STEEL

ENAMEL PAINTED STEEL

REAL MARBLE

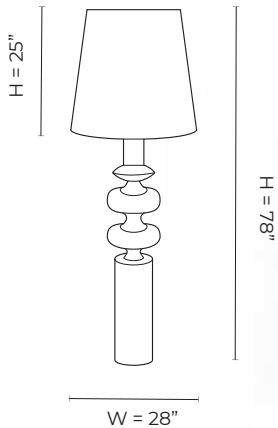


BASTILLE

At 6.5' / 2m this lamp will play with scale and command attention wherever it is placed. A fantastic statement piece for lobbies, lounges or restaurants.

MEFC-416
TECHNICAL SPECIFICATIONS

- o 3x E26 socket
- o UL and cUL certification
- o LED bulb compatible
- o Polished stainless-steel or electroplated in polished gold
- o Mylar shade or fabric shade
- o On/off foot switch on cord



AVAILABLE FINISHES

PLATED CARBON STEEL

METALLIC MYLAR OR FABRIC SHADE



DECOR AND ACCESSORIES

AVAILABLE
FINISHES

POWDER
COATED STEEL

PLATED OR
PAINTED IRON

ACCESSORIES



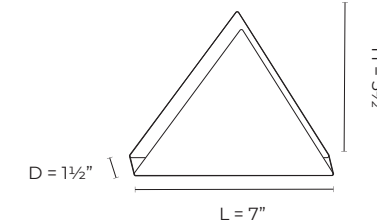
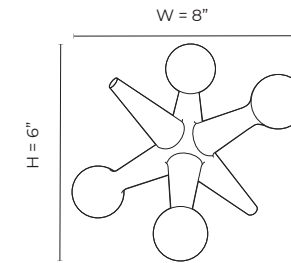
DECOR & ACCESSORIES

JAX

Functional and decorative, this geometric object is not only extremely playful, but useful as a doorstop, paperweight or in a set as bookends. An iconic image of mid-century modern design these Jacks will delight design fanatics.

MEFC-500 TECHNICAL SPECIFICATIONS

- o Solid cast iron
- o Electroplated gold, chrome and rose gold and painted white or black (custom colors available — minimum quantities apply)



MEFC-501 TECHNICAL SPECIFICATIONS


- o Brushed or polished in stainless-steel and in electroplated gold
- o Foam under-pad to prevent scratching

AVAILABLE
FINISHES

STAINLESS
STEEL

SERVLETTE

This chic metal napkin holder is an essential element on any bar or as a restaurant accessory. Can also be used on a desk as a letter holder.





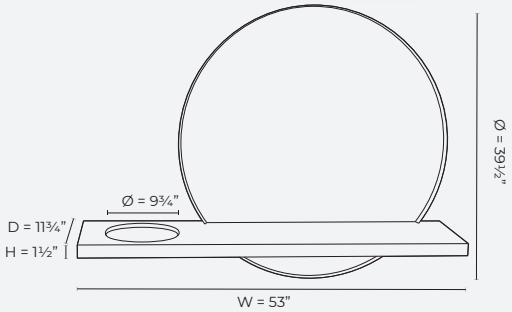
ADDISON

Oversized and seemingly floating, this shelf and mirror combination will be a dramatic welcome in any entryway or hall.



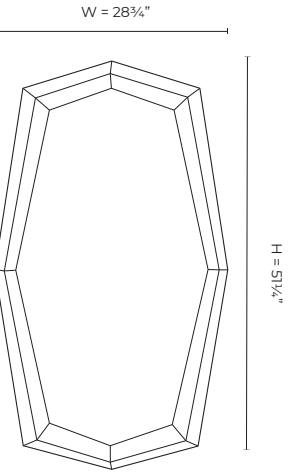
MEFC-502 TECHNICAL SPECIFICATIONS

- o Mirror frame available in polished stainless-steel or electroplated gold
- o Shelf is constructed of an MDF core with American walnut veneer
- o MDF is Phase 2 California compliant



AVAILABLE FINISHES

STAINLESS STEEL	MIRRORED GLASS	WOOD VENEER
-----------------	----------------	-------------



HARPER

Sparkling like a gem, this geometrically framed mirror will be a stunning focal point to any room.



MEFC-503 TECHNICAL SPECIFICATIONS

- o Polished stainless-steel or electroplated gold
- o Can be hung horizontally or vertically

AVAILABLE FINISHES

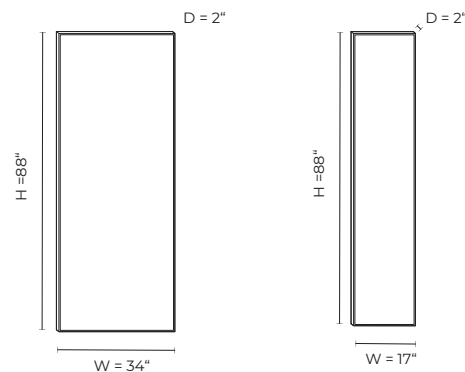
MIRRORED GLASS	STAINLESS STEEL
----------------	-----------------



LAUTNER COLLECTION

Available in 6 sizes, this collection of low-profile mirrors, are elegantly minimal with a simple raised stainless-steel frame.

AVAILABLE IN 6 SIZES




RECTANGULAR
MEFC-504

HIGHRISE
MEFC-505

AVAILABLE
FINISHES

STAINLESS
STEEL

MIRRORED
GLASS



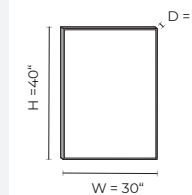
LAUTNER ROUND

TECHNICAL
SPECIFICATIONS
FOR LAUTNER COLLECTION

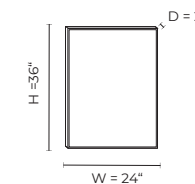
- o Brushed or polished stainless-steel or in electroplated gold
- o Hand-welded with recessed mirrored glass



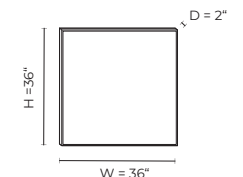
ROUND
MEFC-506



PORTRAIT
MEFC-507



SMALL PORTRAIT
MEFC-508



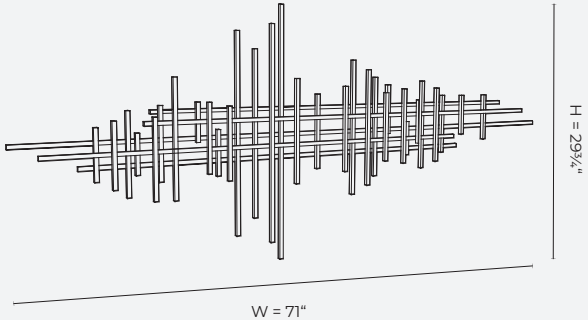
SQUARE
MEFC-509





MERRITT

An elegant intersection of polished stainless-steel bars takes inspiration from mid-century wall art.



MEFC-510
TECHNICAL
SPECIFICATIONS

- o Polished stainless-steel or electroplated gold or rose gold
- o Can be hung horizontally or vertically

AVAILABLE FINISHES
STAINLESS STEEL



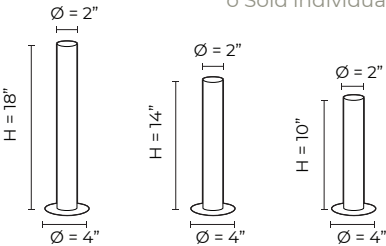
ROSE BEAKER VASES

Tall and slender, this vase collection is a sophisticated reference to the beakers of high school science class. Perfect for grouping together on a coffee table or credenza.



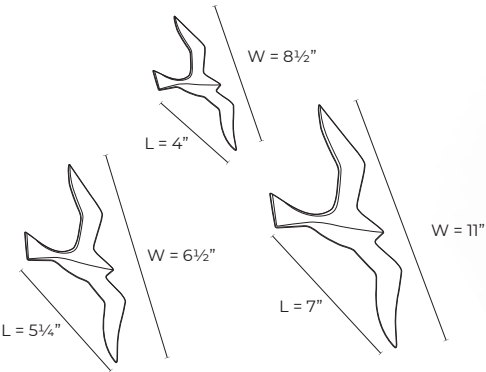
MEFC-511
TECHNICAL
SPECIFICATIONS

- o Polished stainless-steel or electroplated gold or rose gold
- o Water-tight with a foam under-pad to prevent scratching
- o Sold individually



AVA WALL ART

Take flight with these pretty little birds and give any wall a whimsical touch.



AVAILABLE FINISHES
STAINLESS STEEL

MEFC-512
TECHNICAL
SPECIFICATIONS

- o Polished stainless-steel or electroplated gold or rose gold
- o Sold as a set



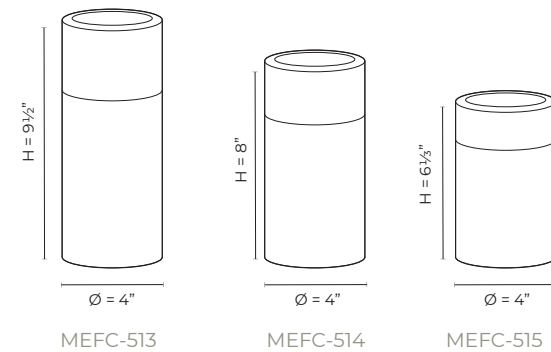


LILY CANISTERS

This lovely trio of vases is ideal as a group together as centerpieces, planters, candleholders or as a decorative accessory.

TECHNICAL SPECIFICATIONS

- o Honed marble with brushed stainless-steel or electroplated gold inlay
- o Sold individually



AVAILABLE
FINISHES

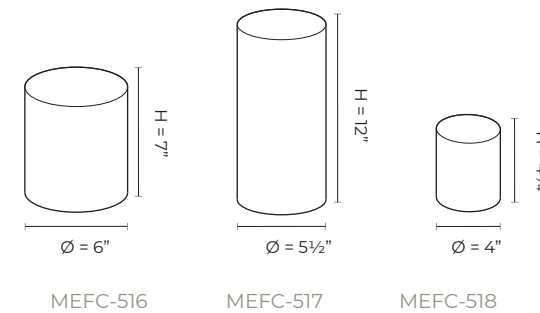
STAINLESS
STEEL

REAL
MARBLE



TECHNICAL SPECIFICATIONS

- o Brushed or polished stainless-steel or electroplated gold or rose gold
- o Sold individually
- o Water-tight with a foam under-pad to prevent scratching



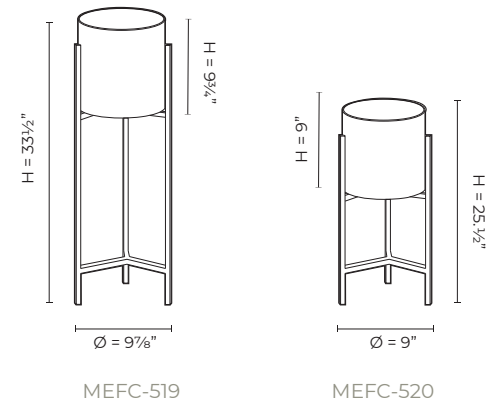
IRIS VASES

Ranging from stubby to oversized these three canister-inspired vases are great for flowers, succulents, decorative branches or just on their own.



AVAILABLE
FINISHES

STAINLESS
STEEL



JADE

A perfect pedestal for your prized plants, these polished stainless steel containers sit in a chic three-legged structure.

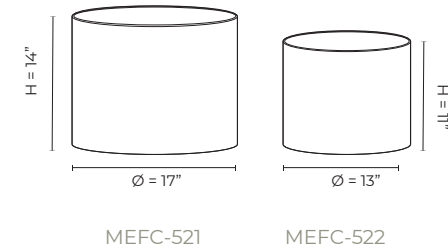
TECHNICAL SPECIFICATIONS

- o Polished stainless steel or electroplated in gold
- o Sold individually
- o Water-tight
- o Stand in powder-coated matte black carbon steel

AVAILABLE FINISHES

POWDER COATED STEEL

STAINLESS STEEL




PALM

Jumbo planters that are great for oversized plants, decorative branches or just on their own.

TECHNICAL SPECIFICATIONS

- o Brushed or polished stainless-steel or electroplated in gold or rose gold
- o Sold individually
- o Foam under-pad to prevent scratching



AVAILABLE FINISHES

STAINLESS STEEL



OUTDOOR

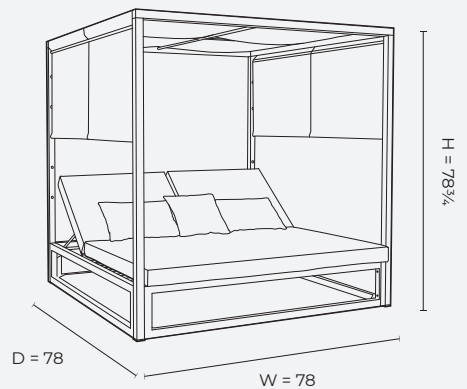


BALI

At 6.5' / 198cm square this luxurious lounge cube is as spacious as it is inviting. The top and the roll-down adjustable side curtains are mesh, gently filtering the sun.

MEFC-600 TECHNICAL SPECIFICATIONS

- o Powder coated aluminum frame
- o Split back for individual reclining with 5 positions
- o Bed is single large cushion
- o UV quick dry moisture resistant fabric
- o High density foam
- o Mesh roof and adjustable sides
- o 500D mesh with a UVA 340/2000 hr rating and extreme color fastness to light



AVAILABLE
FINISHES

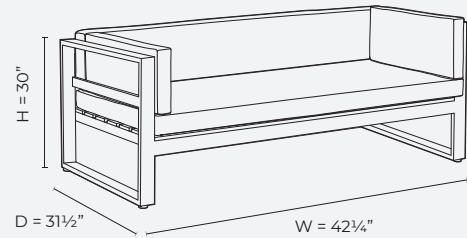
POWDER
COATED
ALUMINUM

UV QUICK-DRY
FABRIC

UV
MESH



MEFC-601



3-SEAT SOFA



TAHITI COLLECTION

This seven-piece collection is versatile and inventive, with as many configurations as you can dream up. The aluminum frame is clean and spare with no unnecessary details or ornamentation.

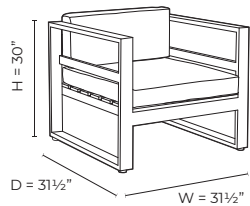
TECHNICAL SPECIFICATIONS

- o Powder coated aluminum frame
- o UV quick dry moisture resistant fabric
- o High density foam

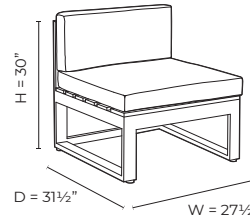
AVAILABLE FINISHES

POWDER COATED ALUMINUM

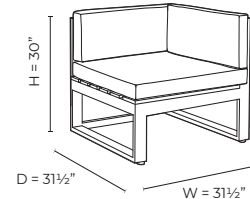
UV QUICK-DRY FABRIC



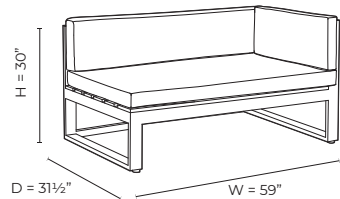
ARMCHAIR
MEFC-602



SINGLE
MEFC-603

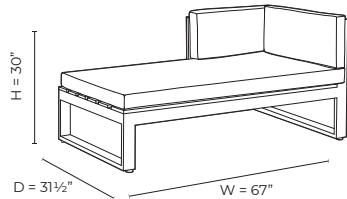


CORNER
MEFC-604



SINGLE ARM SOFA
MEFC-605

AVAILABLE FACING LEFT OR RIGHT



CHAISE
MEFC-606

AVAILABLE FACING LEFT OR RIGHT

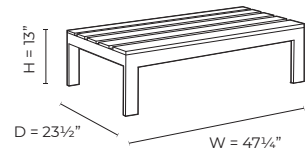


TABLE
MEFC-607



SINGLE



CORNER



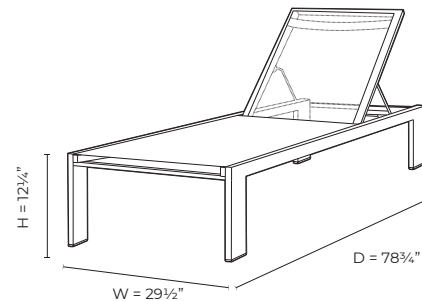
TABLE





MEFC-608
TECHNICAL
SPECIFICATIONS

- o Powder coated aluminum frame
- o Fully welded for ultimate strength
- o Individual reclining with 5 positions
- o 500D mesh with a UVA 340/2000 hr rating and extreme color fastness to light



MIAMI

Designed for the modern look of today's hotels, the Miami is synonymous with beachside resorts.



AVAILABLE
FINISHES

POWDER
COATED
ALUMINUM

UV
MESH



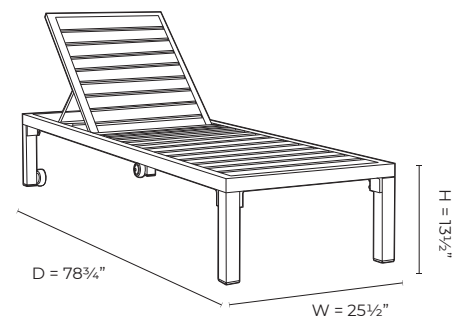


RIO

With wheels and with or without slats, Rio is economical, easy and lightweight to move.



Available with a mesh seat or slotted seat

MEFC-609
TECHNICAL
SPECIFICATIONS

- o Powder coated aluminum frame
- o K/D packing
- o Individual reclining with 5 positions
- o UV mesh or with slats
- o 500D mesh with a UVA 340/2000 hr rating and extreme color fastness to light

AVAILABLE
FINISHES

POWDER
COATED
ALUMINUM

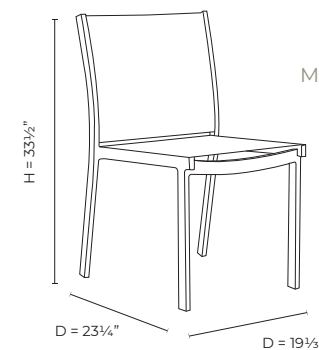
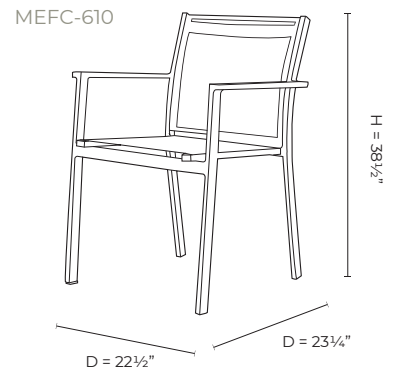
UV
MESH

MAUI
ARMCHAIR

Modern, stackable chair with or without arms and designed for outdoor use, ideal for poolside cafes and bars.

TECHNICAL
SPECIFICATIONS

- o Powder coated aluminum frame
- o 500D mesh with a UVA 340/2000 hr rating and extreme color fastness to light



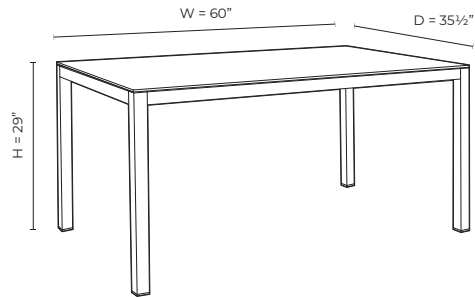
MEFC-611

MAUI
CHAIR

AVAILABLE
FINISHES

POWDER
COATED
ALUMINUM

UV
MESH



AVAILABLE IN 3 SIZES

35 1/2" x 34 1/2" x 29"
35 1/2" x 60" x 29"
35 1/2" x 86 1/2" x 29"

35 1/2"	60"	86 1/2"

HAVANA

A simple and modern aluminum frame table with a tempered, frosted glass top. Suitable for indoor or outdoor use and available in 3 sizes.



MEFC-612
TECHNICAL
SPECIFICATIONS

- o Powder coated aluminum frame
- o Available in 3 sizes with coordinating tempered, frosted glass tops

AVAILABLE FINISHES

FROSTED GLASS	POWDER COATED ALUMINUM
---------------	------------------------





SAVOY MIDDLE

Modular and built with a more robust aluminum frame and stainless-steel feet for contract use, Savoy uses a proprietary cushion design system to sit in place in the wind and to more easily reconfigure.



AVAILABLE
FINISHES

STAINLESS
STEEL

WICKER

UV QUICK-DRY
FABRIC




SAVOY CORNER

TECHNICAL SPECIFICATIONS


- o Powder coated aluminum frame 1.5x thicker gauge than the industry standard
- o UV plastic wicker
- o UV quick dry moisture resistant fabric
- o Proprietary "L" design corner cushion
- o Hook and loop closures on cushions to easily remove and wash
- o Weighted side and back interchangeable cushions
- o Seat cushions standardized on corner and middle
- o Modular corner acts as a left or right end or chaise in either direction
- o Coordinating cube works as an extra seat or side table



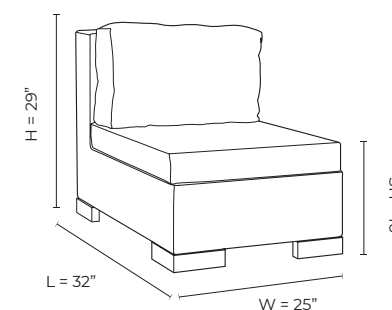
PROPRIETARY "L"
SHAPED CUSHION



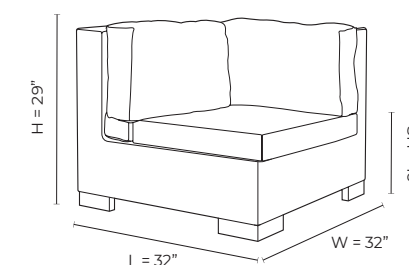
SAVOY CUBE



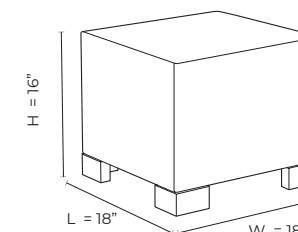
MEFC-613



MEFC-614



MEFC-615





PROSECCO


BOXWOOD COLLECTION

Our collection of boxwood is made with 10" x 10"/ 25cm x 25cm panels of extremely realistic multi-colored, extruded plastic leaves attached to a steel interior frame. These can also be fabricated to your specific needs and are sold with rectangular stainless-steel bases that can be interchanged.

OBELISK



- AVAILABLE FINISHES
- PLASTIC COATED STEEL
- STAINLESS STEEL
- FAUX HEDGE




COPLEY

NICE

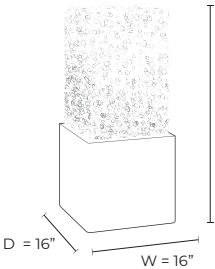


TECHNICAL SPECIFICATIONS


- o UV polyethelene plastic suitable for indoor or outdoor use
- o Stainless-steel bases are weighted to prevent boxwood from falling.
- o Custom options available for extreme weather conditions.



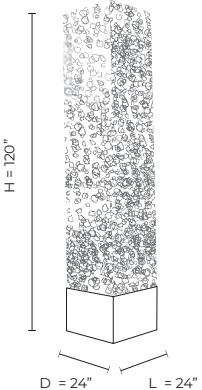
MEFC-616



MEFC-617



MEFC-618



MEFC-619

SWATCHES

For specifications and technical details
please download the Material Spec
Sheets from our website
www.mefcontract.com

VELVET

BERRY

DUSTY ROSE

PEWTER

CHAMPAGNE

IVORY

MOSS

EMERALD

TIFFANY

SAPPHIRE

GRAPHITE

BLACK

ANILINE LEATHER

PUTTY

WHEAT

YELLOW OCHRE

COGNAC

OLIVE

CINDER

DUSK

NAVY

MIDNIGHT NAVY

CARBON BLACK

SLUB LINEN

CHILI

AMBER

HONEY

LEAD

DENIM

SOOT

SLATE

SAND

DANISH WOOL

LILAC

FUCISHA

CERISE

RED

FLAME

TANGERINE

MUSTARD

WHEAT

PEA

SHAMROCK

HUNTER

AQUAMARINE

PEACOCK

ROYAL

NAVY

EGGPLANT

MIGHTNIGHT VIOLET

BLACK

CHARCOAL

ASH GREY

TAUPE

BISCUIT

MOUSE GREY

BARK

FAUX LEATHER

EGGSHELL

BUTTERMILK

SAND

STONE

PEARL GREY

ELEPHANT

CLAY

BUCKHORN

COFFEE BEAN

OXFORD BLUE

BLACKOUT

CAROB

LAMINATED SUEDE

VIOLET

TOMATO

BLUSH

PUMPKIN

SKY

LAPIS BLUE

IRON GREY

CLOUD GREY

RUST

UNCUT CHENILLE

DIJON

MIST

OLIVE

MARINE

CINDER

CHESNUT

DOVE

OATMEAL

REAL/FAUX MARBLE

AVAILABLE IN GLOSS AND MATTE

CARRARA

NERO MARQUINA

GREY MIST (FAUX ONLY)

ALUMINUM

GOLD

SILVER

BLACK

WHITE

SOLID WOOD

BLACK

WALNUT

ASH

WOOD VENEER

WALNUT

BLACK

ASH

STAINLESS STEEL

POLISHED GOLD

POLISHED STAINLESS

POLISHED ROSE GOLD

STAINLESS 2-TONE

GOLD 2-TONE

BRUSHED GOLD

BRUSHED STAINLESS

UV-QUICK DRY
OUTDOOR
FABRIC



BLACK WHITE TAN

PLATED
CARBON
STEEL



BLACK WHITE GOLD SILVER

GLASS



CLEAR BLACK WHITE SMOKE FROSTED AMBER

UV MESH



GRIEGE DOVETAIL BURLAP ESPRESSO EMBER

LAMP
SHADES




BLACK COTTON WHITE COTTON GOLD MYLAR SILVER MYLAR

JACQUARD
PATTERNS



1 2 3 4 5 6 7 8



9 10 11 12 13 14 15 16

WICKER



BROWN WHITE BLACK

OUTDOOR
ALUMINUM




PEBBLE MOCHA ANTHRACITE

POWDER
COATED
STAINLESS
STEEL



BLACK WHITE

CONCRETE



BEACH SIDEWALK CEMENT

POWDER
COATED /
ENAMEL
PAINTED
STEEL



BLACK WHITE

PRINTED
VELVET





MEFCONTRACT.COM
INFO@MEFCONTRACT.COM
+1 877 999 1633